








IAME SERIES BELGIUM
X30 Master
Essais qualificatifs
Classement de la Séance / Session classification

Cl	N°	Pilote	Nat	Meilleur S1	Meilleur S2	Meilleur S3	Temps idéal	Temps	Ecart	Tour
1	407	BIELANDE Sébastien		13.146	32.583	23.319	1:09.048	1:09.128		7
2	416	KIELTYKA Fabien		13.052	32.600	23.365	1:09.017	1:09.135	+0.007	8
3	413	VANDERUS Julien		13.263	32.776	23.400	1:09.439	1:09.439	+0.311	7
4	408	BONNES Justin		13.185	32.877	23.565	1:09.627	1:09.660	+0.532	8
5	410	DEPAUW Franz		13.220	33.144	23.633	1:09.997	1:10.026	+0.898	8
6	487	CHAPELLE Nicolas		13.306	33.088	23.616	1:10.010	1:10.226	+1.098	8
7	409	CHEVALIER Edouard		13.345	33.295	23.608	1:10.248	1:10.359	+1.231	7

Le Chronométrage

Heure d’Affichage

Steward #1

IAME SERIES BELGIUM

X30 Master

Essais qualificatifs

Historique

N°	Tour	Secteur 1	Secteur 2	Secteur 3	Temps
407 BIELANDE Sébastien					
START					
407	1				
407	2	14.573	33.623	23.635	1:11.831
407	3	13.406	32.997	23.491	1:09.894
407	4	13.257	32.749	23.487	1:09.493
407	5	13.314	32.730	23.357	1:09.401
407	6	13.146	32.690	23.460	1:09.296
407	7	13.196	32.613	23.319	1:09.128
FINISH					
407	8	13.209	32.583	23.372	1:09.164

408 BONNES Justin					
START					
408	1				
408	2	15.128	34.568	24.299	1:13.995
408	3	13.393	33.744	23.791	1:10.928
408	4	13.319	33.232	23.740	1:10.291
408	5	13.185	33.220	23.678	1:10.083
408	6	13.195	32.982	23.678	1:09.855
408	7	13.187	33.042	23.614	1:09.843
FINISH					
408	8	13.218	32.877	23.565	1:09.660

409 CHEVALIER Edouard					
START					
409	1				
409	2	15.201	35.465	24.361	1:15.027
409	3	13.741	34.280	23.884	1:11.905
409	4	13.606	33.554	23.816	1:10.976
409	5	13.345	33.429	23.807	1:10.581
409	6	13.415	33.566	23.739	1:10.720
FINISH					
409	7	13.456	33.295	23.608	1:10.359

410 DEPAUW Franz					
START					
410	1				
410	2	15.660	35.074	24.305	1:15.039

410	3	13.561	33.725	23.739	1:11.025
410	4	13.396	33.637	23.651	1:10.684
410	5	13.370	33.421	23.753	1:10.544
410	6	13.220	33.236	23.693	1:10.149
410	7	13.240	33.305	23.685	1:10.230
FINISH					
410	8	13.249	33.144	23.633	1:10.026

413 VANDERUS Julien					
START					
413	1				
413	2	14.833	34.739	24.156	1:13.728
413	3	13.565	33.468	23.966	1:10.999
413	4	13.378	33.315	23.768	1:10.461
413	5	13.330	33.012	23.943	1:10.285
413	6	13.369	32.875	23.542	1:09.786
FINISH					
413	7	13.263	32.776	23.400	1:09.439

416 KIELTYKA Fabien					
START					
416	1				
416	2	14.587	34.131	23.779	1:12.497
416	3	13.259	33.286	23.707	1:10.252
416	4	13.202	33.096	23.489	1:09.787
416	5	13.104	32.778	23.461	1:09.343
416	6	13.052	32.815	23.757	1:09.624
416	7	13.108	32.792	23.365	1:09.265
FINISH					
416	8	13.069	32.600	23.466	1:09.135

487 CHAPELLE Nicolas					
START					
487	1				
487	2	16.053	36.064	24.373	1:16.490
487	3	13.846	34.094	23.952	1:11.892
487	4	13.543	33.842	23.932	1:11.317
487	5	13.387	33.379	23.974	1:10.740
487	6	13.308	33.088	23.970	1:10.366
487	7	13.384	33.177	23.729	1:10.290

IAME SERIES BELGIUM

X30 Master

Essais qualificatifs

Historique

N°	Tour	Secteur 1	Secteur 2	Secteur 3	Temps
FINISH					
487	8	13.306	33.304	23.616	1:10.226