



# CIRCUIT INTERNATIONAL SALBRIS

## Open Kart

23 et 24 février 2019



**Nationale**

**Manche Qualificative C-D (MQ-CD)**

**Document 46.1**

Résultats fournis a titre indicatif uniquement Sous réserve du contrôle technique ou d'incidents d'ordre sportif

Cl	Num	Nom	Classe	Chassis	Tours	Ecart	Interv. eilleur tour	Pénalité	
1	527	LENEUTRE JORAN	NATIONALE	REDSPEED	8		1:03.218		
2	510	SPIRGEL MATTEO	NATIONALE	BIREL ART	8	<b>2.016</b>	2.016	1:03.374	
3	546	ROUECHE HUGO	NATIONALE	EXPRIT	8	<b>2.281</b>	0.265	1:03.368	
4	563	MARCOU ARTHUR	NATIONALE	TONY KART	8	<b>6.712</b>	4.431	1:03.813	
5	540	SARRAZIN PABLO	NATIONALE	TONY KART	8	<b>7.024</b>	0.312	1:03.289	
6	541	GRILLON MAXIME	NATIONALE	EXPRIT	8	<b>8.510</b>	1.486	1:03.752	
7	520	GOUGEON JULES	NATIONALE	FA KART	8	<b>8.605</b>	0.095	1:03.695	
8	534	SIMON GASPARD	NATIONALE	SODI	8	<b>12.856</b>	4.251	1:03.684	
9	542	LASSOUED MEHDI	NATIONALE	EXPRIT	8	<b>13.030</b>	0.174	1:03.845	
10	547	SUAU LORENZO	NATIONALE	TONY KART	8	<b>13.114</b>	0.084	1:03.974	
11	544	ROUSSEL JULES	NATIONALE	SODI	8	<b>13.583</b>	0.469	1:03.815	
12	539	LACREUSE ENZO	NATIONALE		8	<b>14.014</b>	0.431	1:03.961	
13	523	BODET-COLAROFF JULI	NATIONALE	REDSPEED	8	<b>14.243</b>	0.229	1:03.811	
14	512	JEAN CLARISSE	NATIONALE		8	<b>14.472</b>	0.229	1:04.048	
15	518	SAN MARTIN JULIAN	NATIONALE	OTK	8	<b>16.849</b>	2.377	1:04.164	
16	580	MANGIN ARTHUR	NATIONALE	REDSPEED	8	<b>17.774</b>	0.925	1:03.554	<b>+5.000</b>
17	548	DE BARBUAT MATHIEU	NATIONALE	TONY KART	8	<b>18.449</b>	0.675	1:03.782	<b>+5.000</b>
18	545	MAILLARD YANIS	NATIONALE	TONY KART	8	<b>19.213</b>	0.764	1:04.908	
19	543	LEQUY MARCEAU	NATIONALE	KOSMIC	8	<b>20.678</b>	1.465	1:04.195	
20	532	MCFARLANE CAMILLE	NATIONALE	TONY KART	8	<b>25.772</b>	5.094	1:04.991	
21	576	NARAC RAPHAEL	NATIONALE	KART REPUBLIC	0	<b>8 Tours</b>	8 Tours		

**Non classés**

	514	ROUPNEL JORDAN	NATIONALE	TONY KART		<b>Non partant</b>		
--	-----	----------------	-----------	-----------	--	--------------------	--	--

Départ : 23/02 - 16:08:57

Tête de course : Num527 LENEUTRE JORAN X (1-8)


Meilleur tour : Num527 LENEUTRE JORAN X 1:03.218 85,41 Km/h

Record de l'épreuve : Num517 MAGUET SACHA X 1:02.324 86,64 Km/h

OpenKart 21-24/02/2019

ASK Salbris

Apex Timing





# CIRCUIT INTERNATIONAL SALBRIS

## Open Kart 23 et 24 février 2019




Nationale

Manche Qualificative C-D (MQ-CD)

Pour information, sans valeur officielle

Tableau des tours

	1	2	3	4	5	6	7	8	9	10	11	12	13	14	15	16	17	18	19	20	21	22
Grille	527	546	510	534	563	520	541	540	547	542	523	514	539	544	548	512	580	543	518	576	545	532
Départ																						
Tour 1	527	510	546	563	541	520	534	540	542	547	512	548	523	580	544	539	545	518	532	543		
Intervalle		1.1	0.5	0.2	0.3	0.7	0.1	0.0	0.3	0.2	0.1	0.2	0.2	1.1	0.3	0.1	1.3	0.2	3.2	1.3		
Tour 2	527	510	546	563	541	540	520	534	547	542	512	548	523	580	544	539	545	518	532	543		
		1.2	0.3	0.6	0.3	1.4	0.6	0.8	0.0	0.1	0.1	0.1	0.1	0.2	0.3	0.2	2.4	0.1	3.8	0.4		
Tour 3	527	510	546	563	541	540	520	547	542	534	548	580	539	523	512	544	545	518	543	532		
		1.3	0.1	0.9	0.2	1.3	0.7	1.3	0.3	0.5	0.2	0.8	0.6	0.2	0.1	0.1	1.3	0.3	4.2	0.5		
Tour 4	527	510	546	563	541	540	520	547	542	534	548	580	539	523	544	512	518	545	543	532		
		1.5	0.2	2.0	0.3	0.0	1.2	1.4	0.2	0.3	0.4	0.8	1.2	0.2	0.2	0.3	1.5	0.0	3.9	1.4		
Tour 5	527	510	546	563	541	540	520	547	534	542	548	580	539	544	523	512	518	545	543	532		
		1.6	0.2	2.7	0.3	0.1	0.7	1.7	0.3	0.2	0.4	0.5	1.6	0.3	0.1	0.5	1.4	0.8	3.4	2.0		
Tour 6	527	510	546	563	541	540	520	547	534	542	548	580	539	544	523	512	518	545	543	532		
		1.6	0.2	3.3	0.3	0.1	0.5	1.9	0.1	0.3	0.3	0.3	2.0	0.2	0.1	0.7	1.8	1.2	3.1	2.7		
Tour 7	527	510	546	563	540	541	520	534	547	580	542	548	544	523	539	512	518	545	543	532		
		1.7	0.3	3.8	1.0	0.7	0.1	2.2	0.2	0.2	0.6	0.5	1.1	0.0	0.1	0.1	1.8	2.0	2.3	3.7		
Tour 8	527	510	546	563	540	541	520	580	534	542	547	548	544	539	523	512	518	545	543	532		
		2.0	0.2	4.4	0.3	1.4	0.0	4.1	0.0	0.1	0.0	0.3	0.1	0.4	0.2	0.2	2.3	2.3	1.4	5.0		





# CIRCUIT INTERNATIONAL SALBRIS

## Open Kart 23 et 24 février 2019



### Nationale

### Manche Qualificative C-D (MQ-CD)

Pour information, sans valeur officielle

### Analyse des tours

Tours Secteur 1 Secteur 2 Secteur 3 ps au tour

**Num510 SPIRGEL MATTEO X**

1	24.685	19.543	23.155	1:07.383
2	21.827	18.956	23.027	1:03.810
3	21.688	18.967	22.950	1:03.605
4	21.612	18.900	22.974	1:03.486
5	21.594	18.964	22.907	1:03.465
6	21.545	18.857	22.972	1:03.374
7	21.594	18.824	22.970	1:03.388
8	21.561	18.849	23.048	1:03.458

**Num512 JEAN CLARISSE X**

1	25.773	20.111	23.552	1:09.436
2	22.286	19.333	23.778	1:05.397
3	23.140	20.450	23.546	1:07.136
4	22.409	19.212	23.205	1:04.826
5	21.996	19.118	23.206	1:04.320
6	21.763	19.029	23.256	1:04.048
7	21.878	19.131	23.129	1:04.138
8	21.925	19.082	23.286	1:04.293

**Num518 SAN MARTIN JULIAN**

1	28.919	19.972	23.858	1:12.749
2	22.525	19.508	23.434	1:05.467
3	22.349	19.492	23.304	1:05.145
4	21.989	19.431	23.170	1:04.590
5	21.851	19.143	23.180	1:04.174
6	21.992	19.226	23.279	1:04.497
7	21.855	19.064	23.245	1:04.164
8	22.094	19.326	23.360	1:04.780

**Num520 GOUGEON JULES X**

1	25.360	20.219	23.480	1:09.059
2	22.445	19.520	23.252	1:05.217
3	21.833	18.937	23.084	1:03.854
4	21.854	19.064	22.971	1:03.889
5	21.756	18.953	22.986	1:03.695
6	21.841	18.991	22.992	1:03.824
7	21.759	19.922	23.147	1:04.828
8	21.844	19.035	23.088	1:03.967

**Num523 BODET-COLAROFF JULI X**

1	26.889	19.679	23.491	1:10.059
---	--------	--------	--------	----------

Tours Secteur 1 Secteur 2 Secteur 3 ps au tour

2	22.046	19.514	23.644	1:05.204
3	22.917	20.108	23.650	1:06.675
4	21.973	19.196	23.248	1:04.417
5	22.061	19.272	23.078	1:04.411
6	21.661	18.985	23.165	1:03.811
7	22.228	19.056	23.218	1:04.502
8	21.725	18.986	23.726	1:04.437

**Num527 LENEUTRE JORAN X**

1	24.134	19.076	23.128	1:06.338
2	21.818	18.935	22.945	1:03.698
3	21.731	18.866	22.908	1:03.505
4	21.603	18.865	22.876	1:03.344
5	21.581	18.883	22.835	1:03.299
6	21.588	18.864	22.917	1:03.369
7	21.589	18.827	22.875	1:03.291
8	21.500	18.827	22.891	1:03.218

**Num532 MCFARLANE CAMILLE X**

1	31.547	20.186	24.163	1:15.896
2	22.611	19.430	23.970	1:06.011
3	22.561	19.850	23.622	1:06.033
4	22.348	19.521	23.490	1:05.359
5	22.209	19.219	23.563	1:04.991
6	22.277	19.375	23.654	1:05.306
7	22.333	19.190	23.647	1:05.170
8	22.492	19.525	23.575	1:05.592

**Num534 SIMON GASPARD X**

1	25.202	20.358	23.805	1:09.365
2	22.114	19.988	23.774	1:05.876
3	22.958	19.136	23.193	1:05.287
4	21.809	18.940	22.935	1:03.684
5	21.824	18.972	22.988	1:03.784
6	21.656	19.107	23.003	1:03.766
7	21.981	19.777	23.280	1:05.038
8	22.438	19.549	23.939	1:05.926

**Num539 LACREUSE ENZO X**

1	28.506	19.656	23.462	1:11.624
2	22.066	19.136	23.213	1:04.415
3	22.365	19.893	23.310	1:05.568

Tours Secteur 1 Secteur 2 Secteur 3 ps au tour

4	22.060	19.161	23.197	1:04.418
5	21.958	18.951	23.162	1:04.071
6	21.743	19.049	23.169	1:03.961
7	22.819	19.111	23.153	1:05.083
8	21.861	19.039	23.119	1:04.019

**Num540 SARRAZIN PABLO X**

1	25.539	20.067	23.580	1:09.186
2	22.114	19.073	23.152	1:04.339
3	21.825	18.912	22.992	1:03.729
4	21.534	19.041	22.884	1:03.459
5	22.177	19.003	22.933	1:04.113
6	21.835	19.155	23.090	1:04.080
7	22.019	19.397	23.046	1:04.462
8	21.580	18.830	22.879	1:03.289

**Num541 GRILLON MAXIME X**

1	25.104	19.813	23.337	1:08.254
2	21.872	18.988	23.064	1:03.924
3	21.703	19.013	23.031	1:03.752
4	22.803	19.007	22.973	1:04.783
5	22.097	18.946	22.982	1:04.025
6	21.836	19.230	23.047	1:04.113
7	22.197	20.033	23.137	1:05.367
8	21.736	19.069	23.185	1:03.990

**Num542 LASSOUED MEHDI**

1	25.697	20.231	23.337	1:09.265
2	22.547	19.639	23.509	1:05.695
3	22.397	19.038	23.082	1:04.517
4	21.875	19.014	23.013	1:03.902
5	22.101	19.276	22.974	1:04.351
6	21.849	19.014	22.982	1:03.845
7	22.243	20.319	23.285	1:05.847
8	21.855	19.863	23.272	1:04.990

**Num543 LEQUY MARCEAU X**

1	34.068	20.023	23.622	1:17.713
2	22.453	19.251	23.323	1:05.027
3	22.283	19.507	23.329	1:05.119
4	22.061	19.165	23.167	1:04.393
5	22.012	19.124	23.280	1:04.416





# CIRCUIT INTERNATIONAL SALBRIS

## Open Kart

23 et 24 février 2019



Nationale

Manche Qualificative C-D (MQ-CD)

Analyse des tours

Pour information, sans valeur officielle

Tours Secteur 1 Secteur 2 Secteur 3 ps au tour

6	22.187	19.214	23.210	1:04.611
7	<b>21.954</b>	<b>19.116</b>	<b>23.125</b>	<b>1:04.195</b>
8	21.987	<b>19.080</b>	23.151	1:04.218

Num544 ROUSSEL JULES X

1	<b>28.064</b>	<b>19.948</b>	<b>23.542</b>	<b>1:11.554</b>
2	<b>21.889</b>	<b>19.156</b>	<b>23.250</b>	<b>1:04.295</b>
3	22.516	20.296	23.541	1:06.353
4	<b>21.872</b>	19.305	<b>23.185</b>	1:04.362
5	21.880	<b>18.998</b>	<b>23.103</b>	<b>1:03.981</b>
6	<b>21.584</b>	19.083	23.148	<b>1:03.815</b>
7	22.090	19.197	23.296	1:04.583
8	21.674	<b>18.931</b>	23.260	1:03.865

Num545 MAILLARD YANIS

1	<b>28.476</b>	<b>20.150</b>	<b>23.817</b>	<b>1:12.443</b>
2	<b>22.590</b>	<b>19.453</b>	<b>23.537</b>	<b>1:05.580</b>
3	<b>22.300</b>	<b>19.248</b>	<b>23.413</b>	<b>1:04.961</b>
4	<b>22.183</b>	<b>19.226</b>	23.569	1:04.978
5	22.267	<b>19.225</b>	23.430	<b>1:04.922</b>
6	22.209	<b>19.209</b>	23.490	<b>1:04.908</b>
7	22.216	19.241	23.495	1:04.952
8	22.384	19.254	23.493	1:05.131

Num546 ROUECHE HUGO X

1	<b>24.978</b>	<b>19.716</b>	<b>23.290</b>	<b>1:07.984</b>
2	<b>21.606</b>	<b>18.906</b>	<b>23.048</b>	<b>1:03.560</b>
3	<b>21.574</b>	<b>18.904</b>	<b>23.020</b>	<b>1:03.498</b>
4	21.583	19.009	<b>22.937</b>	1:03.529
5	<b>21.513</b>	18.984	<b>22.929</b>	<b>1:03.426</b>
6	21.565	<b>18.883</b>	23.010	1:03.458
7	21.514	18.891	23.053	1:03.458
8	<b>21.489</b>	<b>18.840</b>	23.039	<b>1:03.368</b>

Num547 SUAUI LORENZO X

1	<b>25.920</b>	<b>20.187</b>	<b>23.482</b>	<b>1:09.589</b>
2	<b>22.237</b>	<b>19.285</b>	23.802	<b>1:05.324</b>
3	<b>22.063</b>	<b>19.072</b>	<b>23.130</b>	<b>1:04.265</b>
4	<b>21.892</b>	<b>18.947</b>	23.199	<b>1:04.038</b>
5	21.951	<b>18.924</b>	23.156	<b>1:04.031</b>
6	21.915	18.932	<b>23.127</b>	<b>1:03.974</b>
7	22.199	19.853	23.340	1:05.392

Tours Secteur 1 Secteur 2 Secteur 3 ps au tour

8	22.397	19.646	23.927	1:05.970
---	--------	--------	--------	----------

Num548 DE BARBUAT MATHIEU X

1	<b>26.436</b>	<b>19.545</b>	<b>23.597</b>	<b>1:09.578</b>
2	<b>22.189</b>	<b>19.401</b>	23.716	<b>1:05.306</b>
3	22.706	<b>19.140</b>	<b>23.196</b>	<b>1:05.042</b>
4	<b>21.835</b>	<b>18.865</b>	23.210	<b>1:03.910</b>
5	21.848	19.002	<b>23.122</b>	1:03.972
6	<b>21.711</b>	18.891	23.180	<b>1:03.782</b>
7	21.974	20.225	23.769	1:05.968
8	21.908	19.449	23.552	1:04.909

Num563 MARCOU ARTHUR X

1	<b>24.647</b>	<b>20.047</b>	<b>23.342</b>	<b>1:08.036</b>
2	<b>21.854</b>	<b>19.062</b>	<b>23.059</b>	<b>1:03.975</b>
3	<b>21.791</b>	<b>18.993</b>	<b>23.029</b>	<b>1:03.813</b>
4	22.570	19.038	23.076	1:04.684
5	21.899	19.059	23.107	1:04.065
6	21.918	<b>18.983</b>	23.185	1:04.086
7	21.837	<b>18.965</b>	23.111	1:03.913
8	21.817	19.015	23.149	1:03.981

Num580 MANGIN ARTHUR


1	<b>27.712</b>	<b>19.607</b>	<b>23.502</b>	<b>1:10.821</b>
2	<b>21.964</b>	<b>19.156</b>	<b>23.185</b>	<b>1:04.305</b>
3	22.703	19.576	23.255	1:05.534
4	<b>21.768</b>	<b>19.013</b>	<b>23.096</b>	<b>1:03.877</b>
5	<b>21.720</b>	<b>18.936</b>	<b>23.038</b>	<b>1:03.694</b>
6	<b>21.650</b>	<b>18.883</b>	<b>23.021</b>	<b>1:03.554</b>
7	21.766	19.574	23.103	1:04.443
8	22.183	19.505	23.739	1:05.427

OpenKart 21-24/02/2019

ASK Salbris

Page 2 / 2

Apex Timing





# CIRCUIT INTERNATIONAL SALBRIS

## Open Kart 23 et 24 février 2019



**Nationale**

**Manche Qualificative C-D (MQ-CD)  
Grille de départ**

**Document 40**

Pour information, sans valeur officielle

545	MAILLARD YANIS	11	532	MCFARLANE CAMILLE
518	SAN MARTIN JULIAN	10	576	NARAC RAPHAEL
580	MANGIN ARTHUR	9	543	LEQUY MARCEAU
548	DE BARBUAT MATHIEU	8	512	JEAN CLARISSE
539	LACREUSE ENZO	7	544	ROUSSEL JULES
523	BODET-COLAROFF JULI	6	514	ROUPNEL JORDAN
547	SUAU LORENZO	5	542	LASSOUED MEHDI
541	GRILLON MAXIME	4	540	SARRAZIN PABLO
563	MARCOU ARTHUR	3	520	GOUGEON JULES
510	SPIRGEL MATTEO	2	534	SIMON GASPARD
527	LENEUTRE JORAN	1	546	ROUECHE HUGO

POLE POSITION



Départ : 23/02 - 15:40 8 Tours = 12,000 Km

OpenKart 21-24/02/2019

ASK Salbris

Page 1 / 1

Apex Timing

