

IAME SERIES FRANCE (Round 2)

X30 Junior

Essais Qualificatifs

Historique

N°	Tour	Secteur 1	Secteur 2	Secteur 3	Temps
----	------	-----------	-----------	-----------	-------

102 LACOMBE Mateis

START					
102	1		20.811	18.169	
102	2	16.917	19.610	17.871	54.398
102	3	15.668	18.471	17.742	51.881
102	4	15.547	18.350	17.787	51.684
102	5	15.126	18.358	17.881	51.365
102	6	15.032	18.247	17.707	50.986
102	7	15.005	18.067	17.534	50.606
102	8	15.454	18.120	17.650	51.224
102	9	15.115	18.152	17.710	50.977
102	10	15.108	18.329	18.069	51.506
102	11	15.641	18.408	17.970	52.019
FINISH					
102	12	15.316	18.309	18.090	51.715

104 GELEY Maxime

START					
104	1		20.987	20.643	
104	2	17.695	18.654	17.772	54.121
104	3	15.105	18.026	17.505	50.636
104	4	14.824	17.913	17.452	50.189
104	5	14.792	17.903	17.439	50.134
104	6	14.700	17.884	17.505	50.089
104	7	14.625	17.855	17.470	49.950
104	8	14.749	17.969	17.503	50.221
104	9	14.753	17.892	18.684	51.329
104	10	17.264	18.223	17.452	52.939
104	11	14.913	17.915	17.478	50.306
FINISH					
104	12	14.726	17.844	17.397	49.967

107 MATON Noah

START					
107	1		19.942	17.954	
107	2	32.300	19.324	18.092	1:09.716
107	3	15.310	18.138	17.506	50.954
107	4	14.921	17.989	17.359	50.269
107	5	14.784	17.908	17.283	49.975
107	6	14.794	18.040	17.377	50.211
107	7	14.763	17.848	17.304	49.915
107	8	14.776	17.831	17.392	49.999
107	9	14.731	17.875	17.341	49.947
107	10	14.692	17.886	17.292	49.870

N°	Tour	Secteur 1	Secteur 2	Secteur 3	Temps
----	------	-----------	-----------	-----------	-------

FINISH

107	11	14.825	17.926	17.236	49.987
-----	----	--------	--------	--------	--------

108 HOVELACQUE Benjamin

START					
108	1		20.131	22.027	
108	2	15.889	18.530	17.694	52.113
108	3	15.193	18.164	17.455	50.812
108	4	15.034	18.069	17.366	50.469
108	5	14.919	17.969	17.392	50.280
108	6	14.872	18.062	17.386	50.320
108	7	14.912	18.030	17.415	50.357
108	8	14.835	17.950	17.311	50.096
108	9	14.823	17.910	17.298	50.031
108	10	14.882	17.849	17.458	50.189
108	11	14.874	17.907	17.369	50.150
FINISH					
108	12	14.884	17.946	17.466	50.296

114 ESTRE Andy

START					
114	1		22.891	26.445	
114	2	19.659	20.226	17.763	57.648
114	3	15.346	18.435	17.410	51.191
114	4	15.075	18.129	17.409	50.613
114	5	15.320	18.023	17.612	50.955
114	6	15.012	18.072	17.487	50.571
114	7	15.287	19.312	25.281	59.880
114	8	16.752	20.212	17.471	54.435
114	9	15.112	18.081	17.440	50.633
114	10	15.096	17.956	17.415	50.467
114	11	15.144	17.988	17.619	50.751
FINISH					
114	12	14.972	18.054	17.544	50.570

115 LACREUSE Enzo

START					
115	1		24.125	24.482	
115	2	16.135	18.633	21.030	55.798
115	3	16.819	18.732	31.757	1:07.308
115	4	16.377	18.258	17.414	52.049
115	5	15.082	18.036	17.353	50.471
115	6	14.876	17.907	17.363	50.146

IAME SERIES FRANCE (Round 2)

X30 Junior

Essais Qualificatifs

Historique

N°	Tour	Secteur 1	Secteur 2	Secteur 3	Temps
115	7	14.742	17.870	17.220	49.832
115	8	16.053	18.174	17.349	51.576
115	9	15.072	18.933	28.226	1:02.231
115	10	16.683	18.414	18.086	53.183
FINISH					
115	11	14.877	17.964	17.180	50.021

N°	Tour	Secteur 1	Secteur 2	Secteur 3	Temps
127	8	14.742	17.871	17.297	49.910
127	9	14.728	17.923	17.574	50.225
127	10	15.471	17.929	17.363	50.763
FINISH					
127	11	14.907	17.976	17.289	50.172

116 LEITE Antonio

START					
116	1		19.880	17.812	
116	2	15.673	18.256	18.988	52.917
116	3	15.629	18.239	17.426	51.294
116	4	15.434	17.911	17.402	50.747
116	5	14.945	17.863	17.369	50.177
116	6	14.909	17.812	17.330	50.051
116	7	14.856	17.830	17.297	49.983
116	8	14.844	17.819	17.384	50.047
116	9	14.805	18.760	17.142	50.707
116	10	15.494	18.282	17.634	51.410
FINISH					
116	11	14.792	17.872	17.357	50.021

128 ROGEON Arthur

START					
128	1		22.650	18.350	
128	2	17.287	21.332	25.417	1:04.036
128	3	21.028	21.893	19.655	1:02.576
128	4	15.245	18.094	17.555	50.894
128	5	15.022	17.976	17.460	50.458
128	6	16.274	18.652	17.511	52.437
128	7	14.835	17.877	17.378	50.090
128	8	14.786	17.831	17.336	49.953
128	9	14.718	17.817	17.344	49.879
128	10	14.693	17.851	17.378	49.922
FINISH					
128	11	14.856	17.862	17.353	50.071

122 ANDRIOLO Romain

START					
122	1		26.503	19.311	
122	2	19.212	21.511	17.862	58.585
122	3	15.371	18.309	17.323	51.003
122	4	15.303	18.103	17.341	50.747
122	5	14.971	17.998	17.356	50.325
122	6	14.913	17.864	17.350	50.127
122	7	14.907	18.013	17.348	50.268
122	8	17.136	18.273	17.242	52.651
122	9	14.919	18.247	27.035	1:00.201
122	10	17.693	18.270	17.717	53.680
FINISH					
122	11	14.893	17.941	17.359	50.193

129 PAIGNAT Robin

START					
129	1		21.930	18.353	
129	2	16.526	21.096	22.944	1:00.566
129	3	15.392	18.359	17.552	51.303
129	4	16.198	18.283	17.373	51.854
129	5	14.862	17.992	17.346	50.200
129	6	14.796	17.974	17.281	50.051
129	7	14.737	17.883	17.318	49.938
129	8	14.705	17.913	17.304	49.922
129	9	14.715	17.919	17.338	49.972
129	10	15.232	18.788	18.231	52.251
FINISH					
129	11	14.873	17.984	17.270	50.127

127 CALDARAS Enzo

START					
127	1		21.881	19.545	
127	2	15.668	18.927	17.630	52.225
127	3	15.572	21.702	18.177	55.451
127	4	15.069	18.010	17.351	50.430
127	5	14.762	17.926	17.341	50.029
127	6	14.724	17.951	17.383	50.058
127	7	14.723	17.863	17.305	49.891

130 BLIN Téo

START					
130	1		20.719	18.971	
130	2	18.292	19.828	17.938	56.058
130	3	15.896	18.569	17.459	51.924
130	4	14.923	18.087	17.403	50.413
130	5	14.813	18.085	17.273	50.171
130	6	14.714	18.075	17.350	50.139
130	7	14.986	17.901	17.359	50.246
130	8	16.945	19.307	17.140	53.392

IAME SERIES FRANCE (Round 2)

X30 Junior

Essais Qualificatifs

Historique

N°	Tour	Secteur 1	Secteur 2	Secteur 3	Temps
130	9	14.870	18.023	17.199	50.092
130	10	15.235	18.007	17.203	50.445
FINISH					
130	11	14.994	18.026	17.153	50.173

133 DEVEY Amadéo

START					
133	1		22.435	18.281	
133	2	15.582	18.457	17.705	51.744
133	3	14.915	18.329	17.514	50.758
133	4	14.811	18.119	17.497	50.427
133	5	14.820	18.027	17.443	50.290
133	6	14.835	17.977	17.496	50.308
133	7	14.794	17.962	17.537	50.293
133	8	14.862	18.209	17.540	50.611
133	9	14.868	18.001	17.632	50.501
133	10	14.880	18.274	17.617	50.771
FINISH					
133	11	14.875	18.105	17.592	50.572

134 SOUBIROU Elliott

START					
134	1		21.432	20.543	
134	2	19.124	19.225	18.668	57.017
134	3	15.653	18.817	17.886	52.356
134	4	15.762	21.696	17.921	55.379
134	5	15.137	18.101	17.317	50.555
134	6	14.948	18.154	17.278	50.380
134	7	14.867	18.029	17.381	50.277
134	8	14.893	18.047	17.270	50.210
134	9	14.898	17.991	17.239	50.128
134	10	14.932	18.064	17.277	50.273
134	11	15.130	18.178	17.274	50.582
FINISH					
134	12	15.089	18.076	17.413	50.578

139 VIGNJEVIC Pierre

START					
139	1		21.861	19.260	
139	2	19.022	21.637	17.950	58.609
139	3	15.215	18.182	17.347	50.744
139	4	14.954	17.908	17.256	50.118
139	5	14.748	17.818	17.275	49.841
139	6	14.784	17.841	17.297	49.922
139	7	14.640	17.786	17.258	49.684
139	8	17.099	23.903	21.181	1:02.183

N°	Tour	Secteur 1	Secteur 2	Secteur 3	Temps
FINISH					

156 HERNANDEZ Marlon

START					
156	1		20.043	18.221	
156	2	15.502	18.623	17.461	51.586
156	3	15.111	18.850	19.885	53.846
156	4	14.979	18.121	17.894	50.994
156	5	14.774	17.968	17.195	49.937
156	6	15.479	21.089	17.526	54.094
156	7	14.802	17.899	17.216	49.917
156	8	14.788	17.897	17.213	49.898
156	9	14.759	18.083	17.245	50.087
156	10	14.827	18.010	17.232	50.069
FINISH					
156	11	14.753	17.965	17.104	49.822

163 BODET-COLAROFF Julian

START					
163	1		21.756	19.466	
163	2	15.727	18.659	17.552	51.938
163	3	15.874	20.155	20.085	56.114
163	4	15.224	18.198	17.348	50.770
163	5	14.990	18.065	17.350	50.405
163	6	14.813	18.010	17.328	50.151
163	7	14.764	18.070	17.221	50.055
163	8	14.868	18.058	17.296	50.222
163	9	14.841	18.013	17.289	50.143
163	10	14.904	18.304	17.427	50.635
FINISH					
163	11	15.088	18.506	17.590	51.184

171 DA CUNHA Noé

START					
171	1		20.184	20.591	
171	2	17.718	18.629	17.693	54.040
171	3	15.398	18.173	17.307	50.878
171	4	14.896	17.971	17.274	50.141
171	5	14.861	17.940	17.321	50.122
171	6	14.829	17.896	17.308	50.033
171	7	14.830	17.946	17.327	50.103
171	8	14.981	17.974	17.337	50.292
171	9	14.787	17.899	18.165	50.851
171	10	14.902	18.015	17.465	50.382
171	11	14.908	17.955	17.421	50.284
FINISH					

IAME SERIES FRANCE (Round 2)

X30 Junior

Essais Qualificatifs

Historique

N°	Tour	Secteur 1	Secteur 2	Secteur 3	Temps
171	12	14.920	18.033	17.955	50.908

197 NICOULEAU William




















START					
197	1		19.620	17.842	
197	2	17.029	18.867	17.724	53.620
197	3	15.108	18.507	17.671	51.286
197	4	14.984	17.919	17.476	50.379
197	5	14.733	17.905	17.453	50.091
197	6	14.739	18.544	17.343	50.626
197	7	14.834	17.907	17.274	50.015
197	8	14.678	17.876	17.344	49.898
197	9	14.714	17.922	17.376	50.012
197	10	15.000	20.617	17.432	53.049
FINISH					
197	11	14.770	18.069	17.483	50.322

IAME SERIES FRANCE (Round 2)

X30 Junior

Essais Qualificatifs

Classement de la séance

Clt	N°	Pilote	Nat	Meilleur S1	Meilleur S2	Meilleur S3	Temps idéal	Temps	Ecart	Tour
1	139	VIGNJEVIC Pierre		14.640	17.786	17.256	49.682	49.684		7
2	156	HERNANDEZ Marlon		14.753	17.897	17.104	49.754	49.822	+0.138	11
3	115	LACREUSE Enzo		14.742	17.870	17.180	49.792	49.832	+0.148	7
4	107	MATON Noah		14.692	17.831	17.236	49.759	49.870	+0.186	10
5	128	ROGEON Arthur		14.693	17.817	17.336	49.846	49.879	+0.195	9
6	127	CALDARAS Enzo		14.723	17.863	17.289	49.875	49.891	+0.207	7
7	197	NICOULEAU William		14.678	17.876	17.274	49.828	49.898	+0.214	8
8	129	PAIGNAT Robin		14.705	17.883	17.270	49.858	49.922	+0.238	8
9	104	GELEY Maxime		14.625	17.844	17.397	49.866	49.950	+0.266	7
10	116	LEITE Antonio		14.792	17.812	17.142	49.746	49.983	+0.299	7
11	108	HOVELACQUE Benjamin		14.823	17.849	17.298	49.970	50.031	+0.347	9
12	171	DA CUNHA Noé		14.787	17.896	17.274	49.957	50.033	+0.349	6
13	163	BODET-COLAROFF Julian		14.764	18.010	17.221	49.995	50.055	+0.371	7
14	130	BLIN Téo		14.714	17.901	17.140	49.755	50.092	+0.408	9
15	122	ANDRIOLO Romain		14.893	17.864	17.242	49.999	50.127	+0.443	6
16	134	SOUBIROU Elliott		14.867	17.991	17.239	50.097	50.128	+0.444	9
17	133	DEVEY Amadéo		14.794	17.962	17.443	50.199	50.290	+0.606	5
18	114	ESTRE Andy		14.972	17.956	17.409	50.337	50.467	+0.783	10
19	102	LACOMBE Mateis		15.005	18.067	17.534	50.606	50.606	+0.922	7

Sous réserve de fait sportif ou contrôle technique

Le Chronométrage

Heure d'affichage

Le Président du Collège