

Rotax Euro Trophy Round 4 PFI

E20 Project

PFI 1,382 Km

Session 2 FRI

08.09.2023 10:38

Practice (8:00 Time) started at 10:38:04

Pos	No.	Name	Nat	Chassis	Raceteam	Laps	Best Tm	Diff	Gap	In Lap	km/h
1	721	Tijs Daems	BEL		DAEMS RACING TEAM	7	56.465			3	88,111
2	729	Charlie Turner	GBR	SODI	TURNER CHARLIE	8	56.611	0.146	0.146	3	87,884
3	732	George Holbrook	GBR	SODI	HOLBROOK GEORGE	7	56.625	0.160	0.014	2	87,862
4	765	Spencer Brougham	GBR	SODI	JAMIE BROUGHAM	8	56.676	0.211	0.051	2	87,783
5	753	Junior Jonsson	SWE	SODI	JONSSON JUNIOR	9	56.761	0.296	0.085	3	87,652
6	731	Phillip Loacker	CHE	SODI	KSCA SODI EUROPE TEAM	8	56.775	0.310	0.014	3	87,630
7	756	Tomasz Ibsen	POL		RS COMPETITION	9	56.819	0.354	0.044	4	87,562
8	724	Daniel Cebula	GBR		CEBULA DANIEL	3	56.967	0.502	0.148	2	87,335
9	719	Victor Sundberg	SWE	SODI	SUNDBERG VICTOR	7	57.197	0.732	0.230	5	86,984
10	755	Mats Johan Overhoff	GER		KRAFT MOTORSPORT	6	57.223	0.758	0.026	4	86,944
11	727	Cameron Crockett	GBR		CROCKETT CAMERON	8	57.368	0.903	0.145	5	86,724
12	720	Nils Lilja	SWE		LILJA NILS	8	57.679	1.214	0.311	6	86,257
13	725	Andrew Lloyd	CAN		ANDY LLOYD	4	57.747	1.282	0.068	4	86,155
14	698	Joshua Graham	GBR	SODI	ARGENTI KT LIMITED	8	57.936	1.471	0.189	4	85,874
15	887	Andreas Matis	GER	SODI	KARTODROM GERMANY	8	57.963	1.498	0.027	6	85,834
16	805	Gilberto Loacker	CHE	SODI	KSCA SODI EUROPE TEAM	8	57.983	1.518	0.020	3	85,804
17	604	Antoine Lemieux	CAN	SODI	LEMIEUX ANTOINE	8	58.108	1.643	0.125	7	85,620
18	602	Christopher Holst	CHE	SODI	KART-SHOP CARIGIET	8	58.196	1.731	0.088	6	85,490
19	607	Harrison Whitticombe	GBR	KR	STEVE JAMES	8	58.246	1.781	0.050	6	85,417
20	801	Hector Ramirez	CHI	SODI	RAMIREZ HECTOR	7	58.544	2.079	0.298	4	84,982
21	601	Arthur Lorimier	FRA		LORIMIER	7	58.664	2.199	0.120	6	84,808
22	606	David Planko	SLO	TONY	SSC SPORTSTIL	7	58.858	2.393	0.194	4	84,529
23	603	Frederique Lemieux	CAN	SODI	LEMIEUX FREDERIQUE	8	59.169	2.704	0.311	8	84,085
24	803	Cas Poldermans	NLD		POLDERMANS CAS	5	59.838	3.373	0.669	5	83,144

Announcements

#725 without transponder



Rotax Euro Trophy Round 4 PFI

E20 Project

PFI 1,382 Km

Session 2 FRI

08.09.2023 10:38

Practice (8:00 Time) started at 10:38:04

Lap	Time of Day	Lap Tm	Diff	S1 Tm	S2 Tm	S3 Tm
3	10:41:49.404	58.496	+0.533	20.746	18.155	19.595
4	10:42:47.808	58.404	+0.441	20.752	18.197	19.455
5	10:43:45.853	58.045	+0.082			19.592
6	10:44:43.816	57.963		20.441	18.052	19.470
7	10:45:41.817	58.001	+0.038	20.554	17.964	19.483
8	10:46:40.231	58.414	+0.451	20.766	18.078	19.570

(805) Gilberto Loacker

1	10:39:19.691	1:01.485	+3.502	22.586	19.072	19.827
2	10:40:18.404	58.713	+0.730	20.926	18.165	19.622
3	10:41:16.387	57.983		20.614	18.003	19.366
4	10:42:15.421	59.034	+1.051	21.201	18.041	19.792
5	10:43:13.583	58.162	+0.179	20.660	18.191	19.311
6	10:44:12.031	58.448	+0.465	20.682	18.050	19.716
7	10:45:10.087	58.056	+0.073	20.525	18.012	19.519
8	10:46:08.704	58.617	+0.634	20.618	18.023	19.976

(604) Antoine Lemieux

1	10:39:32.893	1:02.993	+4.885	24.094	19.159	19.740
2	10:40:31.792	58.899	+0.791	20.937	18.202	19.760
3	10:41:30.564	58.772	+0.664	20.988	18.201	19.583
4	10:42:28.936	58.372	+0.264	20.664	18.133	19.575
5	10:43:27.509	58.573	+0.465	20.943	18.030	19.600
6	10:44:25.911	58.402	+0.294	20.896	18.118	19.388
7	10:45:24.019	58.108		20.697	17.877	19.534
8	10:46:22.334	58.315	+0.207	20.806	17.932	19.577

(602) Christopher Holst

1	10:39:30.297	1:05.141	+6.945	22.836	21.778	20.527
2	10:40:29.541	59.244	+1.048	21.014	18.539	19.691
3	10:41:28.237	58.696	+0.500	20.943	18.063	19.690
4	10:42:26.795	58.558	+0.362	20.738	18.121	19.699
5	10:43:25.481	58.686	+0.490	20.998	18.103	19.585
6	10:44:23.677	58.196		20.655	18.129	19.412
7	10:45:22.149	58.472	+0.276	20.734	18.111	19.627
8	10:46:20.799	58.650	+0.454	20.706	18.034	19.910

(607) Harrison Whitticombe

1	10:39:30.528	1:02.607	+4.361	22.319	18.989	21.299
2	10:40:29.319	58.791	+0.545	21.028	18.183	19.580
3	10:41:27.683	58.364	+0.118	20.607	18.235	19.522
4	10:42:25.957	58.274	+0.028	20.686	18.137	19.451
5	10:43:24.317	58.360	+0.114	20.687	18.198	19.475
6	10:44:22.563	58.246		20.738	17.985	19.523
7	10:45:20.865	58.302	+0.056	20.728	18.221	19.353
8	10:46:19.184	58.319	+0.073	20.749	17.997	19.573

(801) Hector Ramirez

1	10:39:20.567	1:01.848	+3.304	23.192	18.838	19.818
2	10:40:19.719	59.152	+0.608	21.161	18.183	19.808
3	10:41:18.881	59.162	+0.618	21.348	18.211	19.603
4	10:42:17.425	58.544		20.779	18.055	19.710
5	10:43:16.077	58.652	+0.108	20.900	18.061	19.691
6	10:44:15.242	59.165	+0.621	20.973	18.346	19.846
7	10:45:14.332	59.090	+0.546	20.970	18.262	19.858

(601) Arthur Lorimier

1	10:39:33.856	1:04.125	+5.461	24.678	19.654	19.793
2	10:40:33.002	59.146	+0.482	21.374	18.378	19.394
3	10:41:34.574	1:01.572	+2.908	21.085	19.489	20.998
4	10:42:33.489	58.915	+0.251	21.264	18.255	19.396
5	10:44:24.511	1:51.022	+52.358	21.217	18.191	1:11.614
6	10:45:23.175	58.664		21.019	18.253	19.392
7	10:46:22.113	58.938	+0.274	21.175	18.061	19.702

(606) David Planko

Lap	Time of Day	Lap Tm	Diff	S1 Tm	S2 Tm	S3 Tm
1	10:39:30.467	1:03.475	+4.617			20.861
2	10:40:30.241	59.774	+0.916	21.545	18.501	19.728
3	10:41:29.562	59.321	+0.463	20.908	18.743	19.670
4	10:42:28.420	58.858				19.635
5	10:43:27.341	58.921	+0.063	20.901	18.313	19.707
6	10:45:09.021	1:41.680	+42.822			1:02.128
7	10:46:09.379	1:00.358	+1.500	21.871	18.692	19.795

(603) Frederique Lemieux

1	10:39:33.341	1:02.449	+3.280	23.581	19.027	19.841
2	10:40:32.728	59.387	+0.218	21.144	18.526	19.717
3	10:41:36.164	1:03.436	+4.267	21.108		
4	10:42:35.967	59.803	+0.634	21.296	18.520	19.987
5	10:43:35.537	59.570	+0.401	21.459	18.399	19.712
6	10:44:35.806	1:00.269	+1.100	22.196	18.211	19.862
7	10:45:35.026	59.220	+0.051	21.273	18.425	19.522
8	10:46:34.195	59.169		21.149	18.252	19.768

(803) Cas Poldermans

1	10:39:50.135	1:04.061	+4.223	24.573	19.169	20.319
2	10:40:50.836	1:00.701	+0.863	21.860	18.379	20.462
3	10:41:52.085	1:01.249	+1.411	22.126	18.326	20.797
4	10:42:52.773	1:00.688	+0.850	21.480	18.890	20.318
5	10:43:52.611	59.838		21.244	18.509	20.085

Rotax Euro Trophy Round 4 PFI

E20 Project

PFI 1,382 Km

Session 3 FRI

08.09.2023 12:16

Practice (8:00 Time) started at 12:16:08

Pos	No.	Name	Nat	Chassis	Raceteam	Laps	Best Tm	Diff	Gap	In Lap	km/h
1	729	Charlie Turner	GBR	SODI	TURNER CHARLIE	7	56.634			3	87,848
2	753	Junior Jonsson	SWE	SODI	JONSSON JUNIOR	8	56.696	0.062	0.062	4	87,752
3	765	Spencer Brougham	GBR	SODI	JAMIE BROUGHAM	8	56.741	0.107	0.045	3	87,683
4	756	Tomasz Ibsen	POL		RS COMPETITION	8	56.781	0.147	0.040	5	87,621
5	724	Daniel Cebula	GBR		CEBULA DANIEL	8	56.830	0.196	0.049	4	87,545
6	755	Mats Johan Overhoff	GER		KRAFT MOTORSPORT	7	57.000	0.366	0.170	3	87,284
7	731	Phillip Loacker	CHE	SODI	KSCA SODI EUROPE TEAM	7	57.069	0.435	0.069	5	87,179
8	721	Tijs Daems	BEL		DAEMS RACING TEAM	7	57.167	0.533	0.098	6	87,029
9	719	Victor Sundberg	SWE	SODI	SUNDBERG VICTOR	8	57.177	0.543	0.010	3	87,014
10	727	Cameron Crockett	GBR		CROCKETT CAMERON	8	57.574	0.940	0.397	6	86,414
11	720	Nils Lilja	SWE		LILJA NILS	9	57.599	0.965	0.025	4	86,376
12	725	Andrew Lloyd	CAN		ANDY LLOYD	8	57.672	1.038	0.073	3	86,267
13	887	Andreas Matis	GER	SODI	KARTODROM GERMANY	8	57.774	1.140	0.102	3	86,115
14	805	Gilberto Loacker	CHE	SODI	KSCA SODI EUROPE TEAM	9	57.827	1.193	0.053	4	86,036
15	698	Joshua Graham	GBR	SODI	ARGENTI KT LIMITED	8	57.935	1.301	0.108	4	85,876
16	604	Antoine Lemieux	CAN	SODI	LEMIEUX ANTOINE	8	57.976	1.342	0.041	6	85,815
17	607	Harrison Whitticombe	GBR	KR	STEVE JAMES	8	58.083	1.449	0.107	6	85,657
18	801	Hector Ramirez	CHI	SODI	RAMIREZ HECTOR	8	58.257	1.623	0.174	4	85,401
19	602	Christopher Holst	CHE	SODI	KART-SHOP CARIGIET	8	58.289	1.655	0.032	7	85,354
20	601	Arthur Lorimier	FRA		LORIMIER	4	58.327	1.693	0.038	4	85,298
21	606	David Planko	SLO	TONY	SSC SPORTSTIL	8	58.627	1.993	0.300	4	84,862
22	603	Frederique Lemieux	CAN	SODI	LEMIEUX FREDERIQUE	7	58.856	2.222	0.229	6	84,532
23	803	Cas Poldermans	NLD		POLDERMANS CAS	4	59.449	2.815	0.593	4	83,689

Rotax Euro Trophy Round 4 PFI

E20 Project

PFI 1,382 Km

Session 3 FRI

08.09.2023 12:16

Practice (8:00 Time) started at 12:16:08

Lap	Time of Day	Lap Tm	Diff	S1 Tm	S2 Tm	S3 Tm	Lap	Time of Day	Lap Tm	Diff	S1 Tm	S2 Tm	S3 Tm
(729) Charlie Turner							(721) Tijs Daems						
1	12:18:09.523	1:16.082	+19.448	23.116	33.806	19.160	7	12:23:32.075	57.259	+0.190	20.200	17.746	19.313
2	12:19:06.881	57.358	+0.724			19.179	1	12:18:07.847	1:13.808	+16.641	23.218	31.354	19.236
3	12:20:03.515	56.634				19.091	2	12:19:05.152	57.305	+0.138	20.237	17.995	19.073
4	12:21:00.445	56.930	+0.296			19.066	3	12:20:04.031	58.879	+1.712	20.033	18.054	20.792
5	12:21:57.407	56.962	+0.328	20.099	17.674	19.189	4	12:21:02.107	58.076	+0.909			19.340
6	12:22:54.356	56.949	+0.315	19.977	17.780	19.192	5	12:21:59.322	57.215	+0.048	19.983	17.915	19.317
7	12:23:51.674	57.318	+0.684	20.127	17.912	19.279	6	12:22:56.489	57.167		20.090	17.803	19.274
(753) Junior Jonsson							(719) Victor Sundberg						
1	12:18:08.920	1:13.974	+17.278	22.557	31.498	19.919	7	12:23:53.829	57.340	+0.173	20.151	17.853	19.336
2	12:19:07.000	58.080	+1.384			19.006	1	12:18:10.382	1:15.592	+18.415	22.106	34.094	19.392
3	12:20:04.166	57.166	+0.470	20.293	17.681	19.192	2	12:19:08.073	57.691	+0.514	20.289	18.017	19.385
4	12:21:00.862	56.696				19.034	3	12:20:05.250	57.177		20.097	17.934	19.146
5	12:21:58.097	57.235	+0.539			19.380	4	12:21:02.656	57.406	+0.229	20.276	17.795	19.335
6	12:22:55.110	57.013	+0.317	20.055	17.740	19.218	5	12:22:00.021	57.365	+0.188	20.145	17.972	19.248
7	12:23:52.192	57.082	+0.386	20.110	17.809	19.163	6	12:22:57.333	57.312	+0.135	20.054	17.895	19.363
8	12:24:49.261	57.069	+0.373	20.039	17.818	19.212	7	12:23:54.730	57.397	+0.220	20.180	17.928	19.289
(765) Spencer Brougham							(727) Cameron Crockett						
1	12:18:08.580	1:12.541	+15.800			19.350	1	12:17:48.880	1:00.053	+2.479	21.882	18.547	19.624
2	12:19:06.530	57.950	+1.209	20.796	17.863	19.291	2	12:18:48.020	59.140	+1.566	21.084	18.310	19.746
3	12:20:03.271	56.741		19.830	17.887	19.024	3	12:19:46.015	57.995	+0.421			19.501
4	12:21:00.191	56.920	+0.179	20.046	17.795	19.079	4	12:20:44.103	58.088	+0.514	20.304	18.207	19.577
5	12:21:57.141	56.950	+0.209	19.996	17.837	19.117	5	12:21:41.906	57.803	+0.229			19.448
6	12:22:54.147	57.006	+0.265	19.999	17.808	19.199	6	12:22:39.480	57.574		20.263	17.870	19.441
7	12:23:51.880	57.733	+0.992	20.200	18.183	19.350	7	12:23:37.578	58.098	+0.524	20.381	18.188	19.529
8	12:24:48.972	57.092	+0.351	20.008	17.927	19.157	8	12:24:35.552	57.974	+0.400	20.328	18.321	19.325
(756) Tomasz Ibsen							(720) Nils Lija						
1	12:17:11.706	59.086	+2.305	21.347	18.490	19.249	1	12:17:13.213	1:01.416	+3.817	22.100	18.832	20.484
2	12:18:08.909	57.203	+0.422	20.212	17.743	19.248	2	12:18:12.178	58.965	+1.366	21.062	18.075	19.828
3	12:19:06.590	57.681	+0.900	20.841	17.787	19.053	3	12:19:10.618	58.440	+0.841	21.157	17.967	19.316
4	12:20:03.885	57.295	+0.514			19.199	4	12:20:08.217	57.599		20.480	17.838	19.281
5	12:21:00.666	56.781		19.927	17.760	19.094	5	12:21:06.237	58.020	+0.421	20.480	17.908	19.632
6	12:21:57.975	57.309	+0.528	20.090	17.802	19.417	6	12:22:04.343	58.106	+0.507			19.578
7	12:22:55.044	57.069	+0.288	20.053	17.729	19.287	7	12:23:02.147	57.804	+0.205	20.473	17.850	19.481
8	12:23:52.525	57.481	+0.700	20.056	18.205	19.220	8	12:24:00.410	58.263	+0.664	20.797	18.001	19.465
(724) Daniel Cebula							(725) Andrew Lloyd						
1	12:17:33.940	58.323	+1.493	21.174	18.041	19.108	1	12:17:13.129	59.860	+2.188	21.510	18.532	19.818
2	12:18:31.191	57.251	+0.421			19.055	2	12:19:11.016	1:57.887	+1:00.215	21.371	18.208	19.543
3	12:19:28.496	57.305	+0.475	20.261	17.830	19.214	3	12:20:08.688	57.672		20.347	17.992	19.333
4	12:20:25.326	56.830		20.043	17.580	19.207	4	12:21:06.580	57.892	+0.220	20.264	18.040	19.588
5	12:21:22.398	57.072	+0.242	20.095	17.685	19.292	5	12:22:04.503	57.923	+0.251	20.461	17.987	19.475
6	12:22:19.735	57.337	+0.507	20.185	17.770	19.382	6	12:23:03.066	58.563	+0.891			19.571
7	12:23:17.250	57.515	+0.685	20.244	17.857	19.414	7	12:24:00.958	57.892	+0.220	20.305	18.001	19.586
8	12:24:14.878	57.628	+0.798	20.240	17.927	19.461	8	12:24:59.135	58.177	+0.505	20.440	18.195	19.542
(755) Mats Johan Overhoff							(887) Andreas Matis						
1	12:18:09.971	1:14.093	+17.093			19.169	1	12:17:54.114	1:02.130	+4.356	24.156	18.452	19.522
2	12:19:07.397	57.426	+0.426	20.342	17.967	19.117	2	12:18:52.010	57.896	+0.122	20.465	18.164	19.267
3	12:20:04.397	57.000		20.023	17.886	19.091	3	12:19:49.784	57.774		20.414	17.957	19.403
4	12:21:02.398	58.001	+1.001	20.774	17.937	19.290	4	12:20:47.785	58.001	+0.227	20.548	18.063	19.390
5	12:22:00.378	57.980	+0.980	20.213	18.422	19.345	5	12:21:45.896	58.111	+0.337	20.522	18.006	19.583
6	12:22:58.101	57.723	+0.723	20.250	18.095	19.378	6	12:22:43.747	57.851	+0.077	20.454	17.993	19.404
7	12:24:36.238	1:38.137	+41.137	20.416	18.100	59.621	7	12:23:41.856	58.109	+0.335	20.527	18.199	19.383
(731) Phillip Loacker							(805) Gilberto Loacker						
1	12:17:48.990	59.195	+2.126	21.376	18.262	19.557	1	12:17:15.731	59.686	+1.859	21.944	18.283	19.459
2	12:18:46.374	57.384	+0.315	20.403	17.817	19.164	2	12:18:14.440	58.709	+0.882	20.545	18.253	19.911
3	12:19:43.516	57.142	+0.073	20.235	17.698	19.209	3	12:19:12.793	58.353	+0.526	20.632	18.339	19.382
4	12:20:40.628	57.112	+0.043	20.161	17.708	19.243							
5	12:21:37.697	57.069		20.140	17.703	19.226							
6	12:22:34.816	57.119	+0.050	20.115	17.733	19.271							



Rotax Euro Trophy Round 4 PFI

E20 Project

PFI 1,382 Km

Session 3 FRI

08.09.2023 12:16

Practice (8:00 Time) started at 12:16:08

Lap	Time of Day	Lap Tm	Diff	S1 Tm	S2 Tm	S3 Tm	Lap	Time of Day	Lap Tm	Diff	S1 Tm	S2 Tm	S3 Tm
4	12:20:10.620	57.827		20.554	17.943	19.330	3	12:19:30.941	58.755	+0.128	20.764	18.309	19.682
5	12:21:08.771	58.151	+0.324	20.458	18.036	19.657	4	12:20:29.568	58.627		20.757	18.274	19.596
6	12:22:06.715	57.944	+0.117	20.524	17.944	19.476	5	12:21:28.430	58.862	+0.235	20.876	18.271	19.715
7	12:23:04.888	58.173	+0.346	20.539	18.061	19.573	6	12:22:27.317	58.887	+0.260	20.962	18.295	19.630
8	12:24:03.500	58.612	+0.785	20.485	18.283	19.844	7	12:23:26.311	58.994	+0.367	20.934	18.339	19.721
9	12:25:01.712	58.212	+0.385	20.560	17.916	19.736	8	12:24:25.660	59.349	+0.722			19.949

(698) Joshua Graham

1	12:17:37.877	59.777	+1.842	21.614	18.652	19.511
2	12:18:36.880	59.003	+1.068	21.373	18.260	19.370
3	12:19:34.995	58.115	+0.180	20.633	18.113	19.369
4	12:20:32.930	57.935		20.554	18.081	19.300
5	12:21:31.204	58.274	+0.339	20.608	18.329	19.337
6	12:22:29.160	57.956	+0.021	20.554	18.033	19.369
7	12:23:27.189	58.029	+0.094	20.680	18.051	19.298
8	12:24:25.216	58.027	+0.092	20.516	18.166	19.345

(603) Frederique Lemieux

1	12:17:33.599	1:02.058	+3.202	22.908	19.043	20.107
2	12:18:32.918	59.319	+0.463	21.214	18.205	19.900
3	12:19:32.075	59.157	+0.301	21.076	18.477	19.604
4	12:20:30.966	58.891	+0.035	20.884	18.261	19.746
5	12:21:30.315	59.349	+0.493			19.592
6	12:22:29.171	58.856		20.976	18.145	19.735
7	12:23:28.606	59.435	+0.579	21.026	18.521	19.888

(604) Antoine Lemieux

1	12:17:33.083	1:01.839	+3.863	22.766	19.115	19.958
2	12:18:31.650	58.567	+0.591	20.868	18.367	19.332
3	12:19:29.744	58.094	+0.118	20.749	17.889	19.456
4	12:20:27.948	58.204	+0.228	20.745	18.060	19.399
5	12:21:31.569	1:03.621	+5.645	20.645	23.118	19.858
6	12:22:29.545	57.976		20.675	17.848	19.453
7	12:23:28.223	58.678	+0.702	20.806	18.190	19.682
8	12:24:26.346	58.123	+0.147	20.748	17.822	19.553

(803) Cas Poldermans

1	12:18:08.168	1:14.640	+15.191	24.515	29.225	20.900
2	12:19:15.010	1:06.842	+7.393	23.777	22.371	20.694
3	12:20:15.551	1:00.541	+1.092	21.682	18.591	20.268
4	12:21:15.000	59.449		21.293	18.130	20.026

(607) Harrison Whitticombe

1	12:17:39.704	1:02.564	+4.481	24.276	18.361	19.927
2	12:18:38.252	58.548	+0.465	20.995	18.224	19.329
3	12:19:36.451	58.199	+0.116	20.664	18.006	19.529
4	12:20:34.622	58.171	+0.088	20.673	18.096	19.402
5	12:21:32.864	58.242	+0.159	20.644	18.179	19.419
6	12:22:30.947	58.083		20.538	18.165	19.380
7	12:23:29.191	58.244	+0.161			19.387
8	12:24:27.298	58.107	+0.024	20.440	18.306	19.361

(801) Hector Ramirez

1	12:17:16.926	1:00.453	+2.196	22.130	18.460	19.863
2	12:18:15.480	58.554	+0.297			19.547
3	12:19:13.887	58.407	+0.150	20.529	18.368	19.510
4	12:20:12.144	58.257		20.560	17.963	19.734
5	12:21:10.804	58.660	+0.403	20.954	18.085	19.621
6	12:22:09.603	58.799	+0.542	20.841	18.186	19.772
7	12:23:08.455	58.852	+0.595	20.785	18.216	19.851
8	12:24:07.182	58.727	+0.470	20.808	18.178	19.741

(602) Christopher Holst

1	12:17:36.051	1:06.533	+8.244	23.096	23.560	19.877
2	12:18:35.560	59.509	+1.220	20.852	18.350	20.307
3	12:19:33.986	58.426	+0.137	20.779	18.320	19.327
4	12:20:33.371	59.385	+1.096	21.265	18.795	19.325
5	12:21:32.085	58.714	+0.425	20.692	18.112	19.910
6	12:22:31.298	59.213	+0.924	20.972	18.770	19.471
7	12:23:29.587	58.289		20.695	18.045	19.549
8	12:24:27.956	58.369	+0.080	20.675	18.139	19.555

(601) Arthur Lorimier

1	12:17:32.214	1:02.243	+3.916	23.501	19.096	19.646
2	12:18:31.097	58.883	+0.556	21.126	18.409	19.348
3	12:19:32.596	1:01.499	+3.172	22.283	19.717	19.499
4	12:20:30.923	58.327		20.728	18.193	19.406

(606) David Planko

1	12:17:33.328	1:03.010	+4.383	23.401	19.221	20.388
2	12:18:32.186	58.858	+0.231	20.877	18.527	19.454



Rotax Euro Trophy Round 4 PFI

E20 Project

PFI 1,382 Km

Non Qualifying Practice

08.09.2023 15:00

Practice (7:00 Time) started at 15:00:03

Pos	No.	Name	Nat	Chassis	Raceteam	Laps	Best Tm	Diff	Gap	In Lap	km/h
1	729	Charlie Turner	GBR	SODI	TURNER CHARLIE	6	56.470			3	88,103
2	756	Tomasz Ibsen	POL		RS COMPETITION	5	56.628	0.158	0.158	2	87,858
3	753	Junior Jonsson	SWE	SODI	JONSSON JUNIOR	8	56.708	0.238	0.080	6	87,734
4	765	Spencer Brougham	GBR	SODI	JAMIE BROUGHAM	8	56.732	0.262	0.024	3	87,697
5	724	Daniel Cebula	GBR		CEBULA DANIEL	7	56.798	0.328	0.066	6	87,595
6	721	Tijs Daems	BEL		DAEMS RACING TEAM	8	56.906	0.436	0.108	4	87,428
7	727	Cameron Crockett	GBR		CROCKETT CAMERON	7	57.045	0.575	0.139	6	87,215
8	755	Mats Johan Overhoff	GER		KRAFT MOTORSPORT	7	57.105	0.635	0.060	2	87,124
9	731	Phillip Loacker	CHE	SODI	KSCA SODI EUROPE TEAM	8	57.130	0.660	0.025	4	87,086
10	719	Victor Sundberg	SWE	SODI	SUNDBERG VICTOR	7	57.227	0.757	0.097	4	86,938
11	725	Andrew Lloyd	CAN		ANDY LLOYD	7	57.679	1.209	0.452	5	86,257
12	805	Gilberto Loacker	CHE	SODI	KSCA SODI EUROPE TEAM	8	57.698	1.228	0.019	5	86,228
13	698	Joshua Graham	GBR	SODI	ARGENTI KT LIMITED	8	57.723	1.253	0.025	4	86,191
14	607	Harrison Whitticombe	GBR	KR	STEVE JAMES	8	57.796	1.326	0.073	5	86,082
15	604	Antoine Lemieux	CAN	SODI	LEMIEUX ANTOINE	7	57.806	1.336	0.010	3	86,067
16	601	Arthur Lorimier	FRA		LORIMIER	5	57.895	1.425	0.089	3	85,935
17	720	Nils Lilja	SWE		LILJA NILS	7	58.266	1.796	0.371	6	85,388
18	603	Frederique Lemieux	CAN	SODI	LEMIEUX FREDERIQUE	7	58.397	1.927	0.131	6	85,196
19	801	Hector Ramirez	CHI	SODI	RAMIREZ HECTOR	7	58.437	1.967	0.040	2	85,138
20	602	Christopher Holst	CHE	SODI	KART-SHOP CARIGIET	7	58.528	2.058	0.091	3	85,005
21	606	David Planko	SLO	TONY	SSC SPORTSTIL	7	59.015	2.545	0.487	7	84,304

Rotax Euro Trophy Round 4 PFI

E20 Project

PFI 1,382 Km

Non Qualifying Practice

08.09.2023 15:00

Practice (7:00 Time) started at 15:00:03

Lap	Time of Day	Lap Tm	Diff	S1 Tm	S2 Tm	S3 Tm	Lap	Time of Day	Lap Tm	Diff	S1 Tm	S2 Tm	S3 Tm
1	15:01:16.335	1:00.394	+2.588	22.295	18.502	19.597							
2	15:02:14.870	58.535	+0.729	20.868	18.383	19.284							
3	15:03:12.676	57.806		20.487	17.995	19.324							
4	15:04:11.228	58.552	+0.746	20.555	18.220	19.777							
5	15:05:10.623	59.395	+1.589	21.279	18.709	19.407							
6	15:06:08.811	58.188	+0.382	20.602	18.100	19.486							
7	15:07:07.029	58.218	+0.412	20.739	17.970	19.509							

(601) Arthur Lorimier

1	15:01:18.218	1:02.451	+4.566	22.829	20.238	19.384
2	15:02:19.560	1:01.342	+3.447	21.535	19.828	19.979
3	15:03:17.455	57.895		20.483	18.071	19.341
4	15:04:15.603	58.148	+0.253	20.673	18.051	19.424
5	15:05:13.502	57.899	+0.004	20.578	18.026	19.295

(720) Nils Lijja

1	15:01:24.673	1:06.233	+7.967	25.084	20.481	20.668
2	15:02:28.152	1:03.479	+5.213	22.076	20.169	21.234
3	15:03:29.108	1:00.956	+2.690	21.382	19.429	20.145
4	15:04:28.427	59.319	+1.053	20.865	18.768	19.686
5	15:05:27.656	59.229	+0.963	21.434	18.330	19.465
6	15:06:25.922	58.266		20.557	17.952	19.757
7	15:07:25.466	59.544	+1.278	20.752	18.828	19.964

(603) Frederique Lemieux

1	15:01:17.635	1:00.814	+2.417	22.401	18.902	19.511
2	15:02:16.182	58.547	+0.150	20.792	18.239	19.516
3	15:03:15.755	59.573	+1.176	20.757	18.444	20.372
4	15:04:14.214	58.459	+0.062	20.788	18.191	19.480
5	15:05:12.821	58.607	+0.210	20.665	18.137	19.805
6	15:06:11.218	58.397		20.872	18.158	19.367
7	15:07:10.260	59.042	+0.645	20.862	18.369	19.811

(801) Hector Ramirez

1	15:01:14.250	1:00.089	+1.652	21.974	18.518	19.597
2	15:02:12.687	58.437		20.670	18.317	19.450
3	15:03:11.372	58.685	+0.248	20.985	18.156	19.544
4	15:04:10.847	59.475	+1.038	21.196	18.728	19.551
5	15:05:12.573	1:01.726	+3.289	23.372	18.381	19.973
6	15:06:13.423	1:00.850	+2.413	21.748	19.072	20.030
7	15:07:12.216	58.793	+0.356	20.936	18.263	19.594

(602) Christopher Holst

1	15:01:12.525	1:01.149	+2.621	22.480	18.857	19.812
2	15:02:11.079	58.554	+0.026	20.731	18.418	19.405
3	15:03:09.607	58.528		20.693	18.181	19.654
4	15:04:08.488	58.881	+0.353	21.052	18.248	19.581
5	15:05:07.246	58.758	+0.230	21.087	18.145	19.526
6	15:06:05.813	58.567	+0.039	20.483	18.710	19.374
7	15:07:04.805	58.992	+0.464	20.573	18.803	19.616

(606) David Planko

1	15:01:13.500	1:01.095	+2.080	22.206	19.301	19.588
2	15:02:13.629	1:00.129	+1.114	20.966	18.883	20.280
3	15:03:13.257	59.628	+0.613			20.029
4	15:04:12.579	59.322	+0.307			19.582
5	15:05:11.646	59.067	+0.052			19.654
6	15:06:10.805	59.159	+0.144	21.223	18.342	19.594
7	15:07:09.820	59.015				19.744

Rotax Euro Trophy Round 4 PFI

E20 Project

PFI 1,382 Km

Qualifying Practice

08.09.2023 17:00

Qualifying (5:00 Time) started at 17:00:00

Pos	No.	Name	Nat	Chassis	Raceteam	Laps	Best Tm	Diff	Gap	In Lap	km/h
1	753	Junior Jonsson	SWE	SODI	JONSSON JUNIOR	5	56.392			2	88,225
2	765	Spencer Brougham	GBR	SODI	JAMIE BROUGHAM	5	56.478	0.086	0.086	2	88,091
3	731	Phillip Loacker	CHE	SODI	KSCA SODI EUROPE TEAM	4	56.580	0.188	0.102	1	87,932
4	756	Tomasz Ibsen	POL		RS COMPETITION	3	56.711	0.319	0.131	3	87,729
5	724	Daniel Cebula	GBR		CEBULA DANIEL	5	56.754	0.362	0.043	2	87,663
6	729	Charlie Turner	GBR	SODI	TURNER CHARLIE	5	56.770	0.378	0.016	2	87,638
7	732	George Holbrook	GBR	SODI	HOLBROOK GEORGE	4	56.964	0.572	0.194	1	87,339
8	721	Tijs Daems	BEL		DAEMS RACING TEAM	4	56.977	0.585	0.013	1	87,319
9	719	Victor Sundberg	SWE	SODI	SUNDBERG VICTOR	4	56.990	0.598	0.013	3	87,300
10	755	Mats Johan Overhoff	GER		KRAFT MOTORSPORT	3	57.179	0.787	0.189	3	87,011
11	887	Andreas Matis	GER	SODI	KARTODROM GERMANY	4	57.345	0.953	0.166	1	86,759
12	725	Andrew Lloyd	CAN		ANDY LLOYD	4	57.354	0.962	0.009	4	86,745
13	727	Cameron Crockett	GBR		CROCKETT CAMERON	4	57.360	0.968	0.006	4	86,736
14	720	Nils Lilja	SWE		LILJA NILS	3	57.565	1.173	0.205	3	86,428
15	698	Joshua Graham	GBR	SODI	ARGENTI KT LIMITED	5	57.919	1.527	0.354	5	85,899
16	805	Gilberto Loacker	CHE	SODI	KSCA SODI EUROPE TEAM	4	57.934	1.542	0.015	3	85,877
17	607	Harrison Whitticombe	GBR	KR	STEVE JAMES	5	57.947	1.555	0.013	5	85,858
18	602	Christopher Holst	CHE	SODI	KART-SHOP CARIGIET	5	58.128	1.736	0.181	2	85,590
19	601	Arthur Lorimier	FRA		LORIMIER	5	58.131	1.739	0.003	5	85,586
20	604	Antoine Lemieux	CAN	SODI	LEMIEUX ANTOINE	4	58.156	1.764	0.025	3	85,549
21	801	Hector Ramirez	CHI	SODI	RAMIREZ HECTOR	4	58.170	1.778	0.014	1	85,529
22	606	David Planko	SLO	TONY	SSC SPORTSTIL	4	58.646	2.254	0.476	3	84,834
23	603	Frederique Lemieux	CAN	SODI	LEMIEUX FREDERIQUE	4	58.751	2.359	0.105	3	84,683
24	803	Cas Poldermans	NLD		POLDERMANS CAS	5	59.163	2.771	0.412	4	84,093

Announcements

These results are provisional until the conclusion of any judicial and technical matters!

Rotax Euro Trophy Round 4 PFI

E20 Project

PFI 1,382 Km

Qualifying Practice

08.09.2023 17:00

Qualifying (5:00 Time) started at 17:00:00

Lap	Time of Day	Lap Tm	Diff	S1 Tm	S2 Tm	S3 Tm	Lap	Time of Day	Lap Tm	Diff	S1 Tm	S2 Tm	S3 Tm
(606) David Planko													
1	17:01:30.612	1:04.242	+5.596			19.685							
2	17:02:29.545	58.933	+0.287	21.066	18.349	19.518							
3	17:03:28.191	58.646		20.852	18.341	19.453							
4	17:05:25.620	1:57.429	+58.783	20.910	18.201	19.504							
(603) Frederique Lemieux													
1	17:02:11.099	59.841	+1.090	21.650	18.701	19.490							
2	17:03:10.836	59.737	+0.986	21.498	18.568	19.671							
3	17:04:09.587	58.751		20.986	18.397	19.368							
4	17:05:08.482	58.895	+0.144	20.885	18.530	19.480							
(803) Cas Poldermans													
1	17:01:34.108	1:06.370	+7.207	24.826	21.263	20.281							
2	17:02:34.408	1:00.300	+1.137	21.074	18.491	20.735							
3	17:03:34.264	59.856	+0.693	21.310	18.468	20.078							
4	17:04:33.427	59.163		20.890	18.218	20.055							
5	17:05:37.049	1:03.622	+4.459	23.776	19.163	20.683							



Rotax Euro Trophy Round 4 PFI

E20 Project

PFI 1,382 Km

Race 1 Heat 1

09.09.2023 10:00

Race (7:00 and 1 Laps)

14	58.751 603 Frederique Lemieux
13	27 58.156 604 Antoine Lemieux
12	25 58.128 602 Christopher Holst
11	23 57.919 698 Joshua Graham
10	21
9	19 59.163 803 Cas Poldermans
8	17 57.934 805 Gilberto Loacker
7	15 57.360 727 Cameron Crockett
6	13 57.345 887 Andreas Matis
5	11 56.990 719 Victor Sundberg
4	9 56.964 732 George Holbrook
3	7 56.754 724 Daniel Cebula
2	5 56.580 731 Phillip Loacker
1	3 56.392 753 Junior Jonsson

POLE POSITION 1

58.646 606 David Planko
26 58.131 601 Arthur Lorimier
24 57.947 607 Harrison Whitticombe
22
20
18 58.170 801 Hector Ramirez
16 57.565 720 Nils Lilja
14 57.354 725 Andrew Lloyd
12 57.179 755 Mats Johan Overhoff
10 56.977 721 Tijs Daems
8 56.770 729 Charlie Turner
6 56.711 756 Tomasz Ibsen
4 56.478 765 Spencer Brougham
2



Rotax Euro Trophy Round 4 PFI

E20 Project

PFI 1,382 Km

Race 9 Heat 2


09.09.2023 13:10

Race (7:00 and 1 Laps)

14	58.751 603 Frederique Lemieux
13	27 58.156 604 Antoine Lemieux
12	25 58.128 602 Christopher Holst
11	23 57.919 698 Joshua Graham
10	21
9	19 59.163 803 Cas Poldermans
8	17 57.934 805 Gilberto Loacker
7	15 57.360 727 Cameron Crockett
6	13 57.345 887 Andreas Matis
5	11 56.990 719 Victor Sundberg
4	9 56.964 732 George Holbrook
3	7 56.754 724 Daniel Cebula
2	5 56.580 731 Phillip Loacker
1	3 56.392 753 Junior Jonsson

POLE POSITION 1

58.646 606 David Planko
26 58.131 601 Arthur Lorimier
24 57.947 607 Harrison Whitticombe
22
20
18 58.170 801 Hector Ramirez
16 57.565 720 Nils Lilja
14 57.354 725 Andrew Lloyd
12 57.179 755 Mats Johan Overhoff
10 56.977 721 Tijs Daems
8 56.770 729 Charlie Turner
6 56.711 756 Tomasz Ibsen
4 56.478 765 Spencer Brougham
2



Rotax Euro Trophy Round 4 PFI

E20 Project

PFI 1,382 Km

Race 17 Heat 3


09.09.2023 15:50

Race (7:00 and 1 Laps)

14	58.751 603 Frederique Lemieux
13	27 58.156 604 Antoine Lemieux
12	25 58.128 602 Christopher Holst
11	23 57.919 698 Joshua Graham
10	21
9	19 59.163 803 Cas Poldermans
8	17 57.934 805 Gilberto Loacker
7	15 57.360 727 Cameron Crockett
6	13 57.345 887 Andreas Matis
5	11 56.990 719 Victor Sundberg
4	9 56.964 732 George Holbrook
3	7 56.754 724 Daniel Cebula
2	5 56.580 731 Phillip Loacker
1	3 56.392 753 Junior Jonsson

POLE POSITION 1

58.646 606 David Planko
26 58.131 601 Arthur Lorimier
24 57.947 607 Harrison Whitticombe
22
20
18 58.170 801 Hector Ramirez
16 57.565 720 Nils Lilja
14 57.354 725 Andrew Lloyd
12 57.179 755 Mats Johan Overhoff
10 56.977 721 Tijs Daems
8 56.770 729 Charlie Turner
6 56.711 756 Tomasz Ibsen
4 56.478 765 Spencer Brougham
2



Rotax Euro Trophy Round 4 PFI

E20 Project

PFI 1,382 Km

Warm up

09.09.2023 08:30

Practice (5:00 Time) started at 8:30:02

Pos	No.	Name	Nat	Chassis	Raceteam	Laps	Best Tm	Diff	Gap	In Lap	km/h
1	755	Mats Johan Overhoff	GER		KRAFT MOTORSPORT	4	59.359			4	83,815
2	721	Tijs Daems	BEL		DAEMS RACING TEAM	4	59.369	0.010	0.010	4	83,801
3	604	Antoine Lemieux	CAN	SODI	LEMIEUX ANTOINE	4	59.515	0.156	0.146	4	83,596
4	720	Nils Lilja	SWE		LILJA NILS	4	59.790	0.431	0.275	4	83,211
5	603	Frederique Lemieux	CAN	SODI	LEMIEUX FREDERIQUE	4	59.837	0.478	0.047	4	83,146
6	756	Tomasz Ibsen	POL		RS COMPETITION	3	1:00.069	0.710	0.232	3	82,825
7	719	Victor Sundberg	SWE	SODI	SUNDBERG VICTOR	4	1:00.078	0.719	0.009	3	82,812
8	606	David Planko	SLO	TONY	SSC SPORTSTIL	3	1:00.083	0.724	0.005	3	82,805
9	727	Cameron Crockett	GBR		CROCKETT CAMERON	4	1:00.214	0.855	0.131	4	82,625
10	607	Harrison Whitticombe	GBR	KR	STEVE JAMES	2	1:00.334	0.975	0.120	2	82,461
11	887	Andreas Matis	GER	SODI	KARTODROM GERMANY	3	1:00.360	1.001	0.026	3	82,425
12	698	Joshua Graham	GBR	SODI	ARGENTI KT LIMITED	2	1:00.384	1.025	0.024	2	82,393
13	805	Gilberto Loacker	CHE	SODI	KSCA SODI EUROPE TEAM	4	1:00.412	1.053	0.028	4	82,354
14	601	Arthur Lorimier	FRA		LORIMIER	2	1:00.809	1.450	0.397	2	81,817
15	724	Daniel Cebula	GBR		CEBULA DANIEL	3	1:01.011	1.652	0.202	2	81,546
16	725	Andrew Lloyd	CAN		ANDY LLOYD	3	1:01.369	2.010	0.358	2	81,070
17	803	Cas Poldermans	NLD		POLDERMANS CAS	3	1:02.213	2.854	0.844	3	79,970
18	729	Charlie Turner	GBR	SODI	TURNER CHARLIE	2	1:20.161	20.802	17.948	1	62,065
19	732	George Holbrook	GBR	SODI	HOLBROOK GEORGE	2	1:40.463	41.104	20.302	2	49,523
20	765	Spencer Brougham	GBR	SODI	JAMIE BROUGHAM	1	4:04.562	3:05.203	:24.099	1	20,343
21	753	Junior Jonsson	SWE	SODI	JONSSON JUNIOR					0	-
22	602	Christopher Holst	CHE	SODI	KART-SHOP CARIGIET					0	-

Rotax Euro Trophy Round 4 PFI

E20 Project

PFI 1,382 Km

Warm up

09.09.2023 08:30

Practice (5:00 Time) started at 8:30:02

Lap	Time of Day	Lap Tm	Diff	S1 Tm	S2 Tm	S3 Tm
(755) Mats Johan Overhoff						
1	8:31:22.420	1:07.750	+8.391	25.548	21.652	20.550
2	8:32:23.323	1:00.903	+1.544	21.661	19.199	20.043
3	8:33:23.158	59.835	+0.476	21.234	18.832	19.769
4	8:34:22.517	59.359		20.866	18.757	19.736

Lap	Time of Day	Lap Tm	Diff	S1 Tm	S2 Tm	S3 Tm
(721) Tijds Daems						
1	8:31:22.351	1:08.437	+9.068	26.115	21.476	20.846
2	8:32:23.179	1:00.828	+1.459	21.476	19.227	20.125
3	8:33:22.986	59.807	+0.438	21.178	18.840	19.789
4	8:34:22.355	59.369		20.848	18.817	19.704

Lap	Time of Day	Lap Tm	Diff	S1 Tm	S2 Tm	S3 Tm
(604) Antoine Lemieux						
1	8:31:44.197	1:05.636	+6.121	23.551	19.621	22.464
2	8:32:44.784	1:00.587	+1.072	21.729	18.871	19.987
3	8:33:44.612	59.828	+0.313	21.231	18.743	19.854
4	8:34:44.127	59.515		21.148	18.616	19.751

Lap	Time of Day	Lap Tm	Diff	S1 Tm	S2 Tm	S3 Tm
(720) Nils Lilja						
1	8:31:29.341	1:05.492	+5.702	24.938	19.833	20.721
2	8:32:30.020	1:00.679	+0.889	21.562	19.053	20.064
3	8:33:30.221	1:00.201	+0.411	21.329	18.806	20.066
4	8:34:30.011	59.790		21.107	18.646	20.037

Lap	Time of Day	Lap Tm	Diff	S1 Tm	S2 Tm	S3 Tm
(603) Frederique Lemieux						
1	8:31:44.660	1:05.869	+6.032	23.629	19.597	22.643
2	8:32:45.328	1:00.668	+0.831	21.509	19.058	20.101
3	8:33:45.451	1:00.123	+0.286	21.475	18.750	19.898
4	8:34:45.288	59.837		21.252	18.535	20.050

Lap	Time of Day	Lap Tm	Diff	S1 Tm	S2 Tm	S3 Tm
(756) Tomasz Ibsen						
1	8:31:25.280	1:09.730	+9.661	25.157	22.859	21.714
2	8:32:26.839	1:01.559	+1.490	21.844	19.308	20.407
3	8:33:26.908	1:00.069		21.116	18.964	19.989

Lap	Time of Day	Lap Tm	Diff	S1 Tm	S2 Tm	S3 Tm
(719) Victor Sundberg						
1	8:31:26.411	1:11.920	+11.842	27.039	22.752	22.129
2	8:32:27.012	1:00.601	+0.523	21.418	19.119	20.064
3	8:33:27.090	1:00.078		21.408	18.680	19.990
4	8:34:37.286	1:10.196	+10.118	24.514	22.493	23.189

Lap	Time of Day	Lap Tm	Diff	S1 Tm	S2 Tm	S3 Tm
(606) David Planko						
1	8:31:45.900	1:06.617	+6.534	23.491	19.898	23.228
2	8:32:46.977	1:01.077	+0.994	22.000	19.096	19.981
3	8:33:47.060	1:00.083		21.361	18.787	19.935

Lap	Time of Day	Lap Tm	Diff	S1 Tm	S2 Tm	S3 Tm
(727) Cameron Crockett						
1	8:31:24.089	1:11.418	+11.204	26.879	23.264	21.275
2	8:32:25.270	1:01.181	+0.967	21.461	19.454	20.266
3	8:33:25.992	1:00.722	+0.508	21.491	18.987	20.244
4	8:34:26.206	1:00.214		21.026	19.172	20.016

Lap	Time of Day	Lap Tm	Diff	S1 Tm	S2 Tm	S3 Tm
(607) Harrison Whitticombe						
1	8:31:54.310	1:08.867	+8.533	24.059	20.730	24.078
2	8:32:54.644	1:00.334		21.383	19.004	19.947

Lap	Time of Day	Lap Tm	Diff	S1 Tm	S2 Tm	S3 Tm
(887) Andreas Matis						
1	8:31:40.013	1:16.439	+16.079	28.884	24.299	23.256
2	8:32:41.044	1:01.031	+0.671	21.557	18.957	20.517
3	8:33:41.404	1:00.360		21.533	18.757	20.070

Lap	Time of Day	Lap Tm	Diff	S1 Tm	S2 Tm	S3 Tm
(698) Joshua Graham						
1	8:31:54.162	1:09.030	+8.646	25.130	21.427	22.473
2	8:32:54.546	1:00.384		21.427	18.980	19.977

Lap	Time of Day	Lap Tm	Diff	S1 Tm	S2 Tm	S3 Tm
(805) Gilberto Loacker						
1	8:31:24.640	1:08.208	+7.796	24.410	22.387	21.411
2	8:32:25.844	1:01.204	+0.792	21.819	19.204	20.181
3	8:33:26.371	1:00.527	+0.115	21.502	19.010	20.015
4	8:34:26.783	1:00.412		21.424	18.921	20.067

Lap	Time of Day	Lap Tm	Diff	S1 Tm	S2 Tm	S3 Tm
(601) Arthur Lorimier						
1	8:31:47.035	1:07.733	+6.924	24.487	20.350	22.896
2	8:32:47.844	1:00.809		22.122	18.846	19.841

Lap	Time of Day	Lap Tm	Diff	S1 Tm	S2 Tm	S3 Tm
(724) Daniel Cebula						
1	8:31:42.703	1:24.473	+23.462	23.167	32.633	28.673
2	8:32:43.714	1:01.011		21.553	19.288	20.170
3	8:34:32.971	1:49.257	+48.246	21.310	33.030	54.917

Lap	Time of Day	Lap Tm	Diff	S1 Tm	S2 Tm	S3 Tm
(725) Andrew Lloyd						
1	8:31:23.746	1:09.902	+8.533	26.009	22.815	21.078
2	8:32:25.115	1:01.369		21.565	19.413	20.391
3	8:34:27.471	2:02.356	+1:00.987	21.918	19.413	20.013

Lap	Time of Day	Lap Tm	Diff	S1 Tm	S2 Tm	S3 Tm
(803) Cas Poldermans						
1	8:31:48.165	1:23.498	+21.285	25.673	25.307	32.518
2	8:32:51.597	1:03.432	+1.219	22.927	19.516	20.989
3	8:33:53.810	1:02.213		22.139	19.119	20.955

Lap	Time of Day	Lap Tm	Diff	S1 Tm	S2 Tm	S3 Tm
(729) Charlie Turner						
1	8:31:45.667	1:20.161		26.484	24.329	29.348
2	8:34:32.860	2:47.193	+1:27.032	25.824	22.417	1:58.952

Lap	Time of Day	Lap Tm	Diff	S1 Tm	S2 Tm	S3 Tm
(732) George Holbrook						
1	8:32:53.116	2:41.020	+1:00.557	27.296	23.103	1:50.621
2	8:34:33.579	1:40.463		22.097	19.665	58.701

Lap	Time of Day	Lap Tm	Diff	S1 Tm	S2 Tm	S3 Tm
(765) Spencer Brougham						
1	8:34:26.511	4:04.562		27.818	24.130	3:12.614



Rotax Euro Trophy Round 4 PFI

E20 Project

PFI 1,382 Km

Race 1 Heat 1

09.09.2023 10:00

-NEW I-

Race (7:00 and 1 Laps) started at 10:02:51

Pos	No.	Name	Nat	Chassis	Raceteam	Laps	Total Tm	Diff	Best Tm	km/h	Points	Comments
1	765	Spencer Brougham	GBR	SODI	JAMIE BROUGHAM	9	8:50.375		58.238	85,429	0	
2	721	Tijs Daems	BEL		DAEMS RACING TEAM	9	8:51.446	1.071	58.078	85,664	2	
3	729	Charlie Turner	GBR	SODI	TURNER CHARLIE	9	8:51.718	1.343	58.146	85,564	3	
4	756	Tomasz Ibsen	POL		RS COMPETITION	9	8:51.917	1.542	58.057	85,695	4	
5	753	Junior Jonsson	SWE	SODI	JONSSON JUNIOR	9	8:52.394	2.019	57.799	86,078	5	
6	755	Mats Johan Overhoff	GER		KRAFT MOTORSPORT	9	8:54.276	3.901	58.414	85,171	6	
7	732	George Holbrook	GBR	SODI	HOLBROOK GEORGE	9	8:54.850	4.475	58.436	85,139	7	
8	727	Cameron Crockett	GBR		CROCKETT CAMERON	9	8:55.881	5.506	58.455	85,112	8	
9	720	Nils Lilja	SWE		LILJA NILS	9	8:57.045	6.670	58.449	85,120	9	
10	725	Andrew Lloyd	CAN		ANDY LLOYD	9	8:57.643	7.268	58.598	84,904	10	
11	731	Phillip Loacker	CHE	SODI	KSCA SODI EUROPE TEAM	9	8:57.660	7.285	58.179	85,515	11	+5sec
12	887	Andreas Matis	GER	SODI	KARTODROM GERMANY	9	8:58.435	8.060	58.847	84,545	0	
13	805	Gilberto Loacker	CHE	SODI	KSCA SODI EUROPE TEAM	9	8:59.440	9.065	58.918	84,443	2	
14	801	Hector Ramirez	CHI	SODI	RAMIREZ HECTOR	9	9:08.608	18.233	59.497	83,621	3	
15	698	Joshua Graham	GBR	SODI	ARGENTI KT LIMITED	9	9:17.513	27.138	58.043	85,716	0	
16	607	Harrison Whitticombe	GBR	KR	STEVE JAMES	9	9:19.119	28.744	57.924	85,892	2	
17	604	Antoine Lemieux	CAN	SODI	LEMIEUX ANTOINE	9	9:21.182	30.807	58.179	85,515	3	
18	606	David Planko	SLO	TONY	SSC SPORTSTIL	9	9:25.961	35.586	58.688	84,774	4	
19	603	Frederique Lemieux	CAN	SODI	LEMIEUX FREDERIQUE	9	9:26.669	36.294	58.673	84,795	5	
20	601	Arthur Lorimier	FRA		LORIMIER	9	9:30.162	39.787	58.482	85,072	6	+5sec
21	602	Christopher Holst	CHE	SODI	KART-SHOP CARIGIET	5	5:26.856	4 Laps	58.439	85,135	7	
22	724	Daniel Cebula	GBR		CEBULA DANIEL	3	3:01.209	6 Laps	58.158	85,546	12	
Not classified												
DNS	719	Victor Sundberg	SWE	SODI	SUNDBERG VICTOR			DNS	-		14	
DNS	803	Cas Poldermans	NLD		POLDERMANS CAS			DNS	-		5	

Announcements

These results are provisional until the conclusion of any judicial and technical matters!
#731; 601 +5 sec. time penalty (front fairing)

Margin of Victory	Ø km/h	Best Lap Tm	km/h	Best Lap by
1.071	84,425	57.799	86,078	753 - Junior Jonsson



Rotax Euro Trophy Round 4 PFI

E20 Project

PFI 1,382 Km

Race 1 Heat 1

09.09.2023 10:00

Race (7:00 and 1 Laps) started at 10:02:51

Pos	No.	Name	Nat	Chassis	Raceteam	Laps	Total Tm	Diff	Best Tm	km/h	Points	Commer
E20 Project Junior												
1	698	Joshua Graham	GBR	SODI	ARGENTI KT LIMITED	9	9:17.513		58.043	85,716	0	
2	607	Harrison Whitticombe	GBR	KR	STEVE JAMES	9	9:19.119	1.606	57.924	85,892	2	
3	604	Antoine Lemieux	CAN	SODI	LEMIEUX ANTOINE	9	9:21.182	3.669	58.179	85,515	3	
4	606	David Planko	SLO	TONY	SSC SPORTSTIL	9	9:25.961	8.448	58.688	84,774	4	
5	603	Frederique Lemieux	CAN	SODI	LEMIEUX FREDERIQUE	9	9:26.669	9.156	58.673	84,795	5	
6	601	Arthur Lorimier	FRA		LORIMIER	9	9:30.162	12.649	58.482	85,072	6	+5sec
7	602	Christopher Holst	CHE	SODI	KART-SHOP CARIGIET	5	5:26.856	4 Laps	58.439	85,135	7	

E20 Project Master

1	887	Andreas Matis	GER	SODI	KARTODROM GERMANY	9	8:58.435		58.847	84,545	0	
2	805	Gilberto Loacker	CHE	SODI	KSCA SODI EUROPE TEAM	9	8:59.440	1.005	58.918	84,443	2	
3	801	Hector Ramirez	CHI	SODI	RAMIREZ HECTOR	9	9:08.608	10.173	59.497	83,621	3	

Not classified

DNS	803	Cas Poldermans	NLD		POLDERMANS CAS			DNS		-	5	
-----	-----	----------------	-----	--	----------------	--	--	-----	--	---	---	--

E20 Project Senior

1	765	Spencer Brougham	GBR	SODI	JAMIE BROUGHAM	9	8:50.375		58.238	85,429	0	
2	721	Tijs Daems	BEL		DAEMS RACING TEAM	9	8:51.446	1.071	58.078	85,664	2	
3	729	Charlie Turner	GBR	SODI	TURNER CHARLIE	9	8:51.718	1.343	58.146	85,564	3	
4	756	Tomasz Ibsen	POL		RS COMPETITION	9	8:51.917	1.542	58.057	85,695	4	
5	753	Junior Jonsson	SWE	SODI	JONSSON JUNIOR	9	8:52.394	2.019	57.799	86,078	5	
6	755	Mats Johan Overhoff	GER		KRAFT MOTORSPORT	9	8:54.276	3.901	58.414	85,171	6	
7	732	George Holbrook	GBR	SODI	HOLBROOK GEORGE	9	8:54.850	4.475	58.436	85,139	7	
8	727	Cameron Crockett	GBR		CROCKETT CAMERON	9	8:55.881	5.506	58.455	85,112	8	
9	720	Nils Lilja	SWE		LILJA NILS	9	8:57.045	6.670	58.449	85,120	9	
10	725	Andrew Lloyd	CAN		ANDY LLOYD	9	8:57.643	7.268	58.598	84,904	10	
11	731	Phillip Loacker	CHE	SODI	KSCA SODI EUROPE TEAM	9	8:57.660	7.285	58.179	85,515	11	+5sec
12	724	Daniel Cebula	GBR		CEBULA DANIEL	3	3:01.209	6 Laps	58.158	85,546	12	

Not classified

DNS	719	Victor Sundberg	SWE	SODI	SUNDBERG VICTOR			DNS		-	14	
-----	-----	-----------------	-----	------	-----------------	--	--	-----	--	---	----	--

Announcements

These results are provisional until the conclusion of any judicial and technical matters!
#731; 601 +5 sec. time penalty (front fairing)

Margin of Victory	Ø km/h	Best Lap Tm	km/h	Best Lap by
1.071	84,425	57.799	86,078	753 - Junior Jonsson

Rotax Euro Trophy Round 4 PFI

E20 Project

PFI 1,382 Km

Race 1 Heat 1

09.09.2023 10:00

Race (7:00 and 1 Laps) started at 10:02:51

Lap	Time of Day	Lap Tm	Diff	S1 Tm	S2 Tm	S3 Tm
2	10:04:56.323	59.566	+0.648	21.273	18.514	19.779
3	10:05:55.472	59.149	+0.231	20.947	18.438	19.764
4	10:06:54.655	59.183	+0.265	20.951	18.576	19.656
5	10:07:53.864	59.209	+0.291	20.969	18.448	19.792
6	10:08:53.295	59.431	+0.513	21.206	18.487	19.738
7	10:09:52.507	59.212	+0.294	20.959	18.512	19.741
8	10:10:51.425	58.918		20.921	18.447	19.550
9	10:11:50.650	59.225	+0.307	21.000	18.219	20.006

Lap	Time of Day	Lap Tm	Diff	S1 Tm	S2 Tm	S3 Tm
2	10:05:24.168	59.056	+0.383	20.954	18.419	19.683
3	10:06:22.841	58.673		20.979	18.208	19.486
4	10:07:22.029	59.188	+0.515	20.801	18.544	19.843
5	10:08:20.956	58.927	+0.254	21.106	18.338	19.483
6	10:09:20.024	59.068	+0.395	20.738	18.307	20.023
7	10:10:19.541	59.517	+0.844	20.933	18.830	19.754
8	10:11:18.766	59.225	+0.552	21.108	18.457	19.660
9	10:12:17.879	59.113	+0.440	20.897	18.284	19.932

(801) Hector Ramirez

1	10:03:57.411	1:02.052	+2.555	23.097	18.933	20.022
2	10:04:57.285	59.874	+0.377	21.425	18.639	19.810
3	10:05:56.782	59.497		21.141	18.450	19.906
4	10:06:56.668	59.886	+0.389	21.182	18.692	20.012
5	10:07:56.424	59.756	+0.259	21.248	18.476	20.032
6	10:08:56.332	59.908	+0.411	21.252	18.537	20.119
7	10:09:56.564	1:00.232	+0.735	21.517	18.573	20.142
8	10:10:56.988	1:00.424	+0.927	21.541	18.490	20.393
9	10:11:59.818	1:02.830	+3.333	22.283	19.033	21.514

(601) Arthur Lorimier

1	10:04:24.728	1:02.705	+4.223	23.950	19.159	19.596
2	10:05:24.096	59.368	+0.886	21.054	18.537	19.777
3	10:06:23.062	58.966	+0.484	21.265	18.192	19.509
4	10:07:21.987	58.925	+0.443	20.701	18.636	19.588
5	10:08:20.598	58.611	+0.129	21.024	18.178	19.409
6	10:09:20.324	59.726	+1.244	20.656	18.476	20.594
7	10:10:19.303	58.979	+0.497	20.668	18.575	19.736
8	10:11:17.785	58.482		20.876	18.140	19.466
9	10:12:16.372	58.587	+0.105	20.861	18.244	19.482

(698) Joshua Graham

1	10:04:22.748	1:01.685	+3.642	23.557	18.498	19.630
2	10:05:21.503	58.755	+0.712	20.989	18.311	19.455
3	10:06:19.880	58.377	+0.334	20.860	18.057	19.460
4	10:07:18.149	58.269	+0.226	20.691	18.287	19.291
5	10:08:16.367	58.218	+0.175	20.672	18.105	19.441
6	10:09:14.422	58.055	+0.012	20.681	17.912	19.462
7	10:10:12.465	58.043		20.676	18.036	19.331
8	10:11:10.607	58.142	+0.099	20.690	18.017	19.435
9	10:12:08.723	58.116	+0.073	20.702	18.098	19.316

(602) Christopher Holst

1	10:04:23.262	1:01.346	+2.907	23.272	18.428	19.646
2	10:05:21.775	58.513	+0.074	20.804	18.235	19.474
3	10:06:20.292	58.517	+0.078	20.792	18.271	19.454
4	10:07:18.731	58.439		20.766	18.308	19.365
5	10:08:18.066	59.335	+0.896	20.754	18.106	20.475

(724) Daniel Cebula

1	10:03:55.102	1:02.635	+4.477	23.788	18.824	20.023
2	10:04:54.261	59.159	+1.001	21.015	18.523	19.621
3	10:05:52.419	58.158		20.547	18.127	19.484

(607) Harrison Whitticombe

1	10:04:24.659	1:03.126	+5.202	24.858	18.605	19.663
2	10:05:23.276	58.617	+0.693	20.768	18.474	19.375
3	10:06:21.200	57.924		20.592	17.942	19.390
4	10:07:19.544	58.344	+0.420	20.498	18.193	19.653
5	10:08:17.581	58.037	+0.113	20.526	17.975	19.536
6	10:09:15.732	58.151	+0.227	20.679	18.044	19.428
7	10:10:14.076	58.344	+0.420	20.843	17.989	19.512
8	10:11:12.240	58.164	+0.240	20.574	18.198	19.392
9	10:12:10.329	58.089	+0.165	20.635	17.938	19.516

(604) Antoine Lemieux

1	10:04:23.757	1:01.536	+3.357	23.421	18.563	19.552
2	10:05:22.343	58.586	+0.407	20.914	18.252	19.420
3	10:06:20.590	58.247	+0.068	20.780	18.141	19.326
4	10:07:19.833	59.243	+1.064	20.780	18.320	20.143
5	10:08:18.012	58.179		20.768	18.021	19.390
6	10:09:16.575	58.563	+0.384	20.967	18.069	19.527
7	10:10:15.012	58.437	+0.258	20.700	18.062	19.675
8	10:11:13.580	58.568	+0.389	20.859	18.145	19.564
9	10:12:12.392	58.812	+0.633	20.814	18.183	19.815

(606) David Planko

1	10:04:24.347	1:02.034	+3.346	23.580	18.802	19.652
2	10:05:23.876	59.529	+0.841	21.003	18.859	19.667
3	10:06:22.572	58.696	+0.008	20.855	18.317	19.524
4	10:07:21.545	58.973	+0.285	20.898	18.489	19.586
5	10:08:20.233	58.688		20.856	18.240	19.592
6	10:09:19.672	59.439	+0.751	20.893	18.668	19.878
7	10:10:19.396	59.724	+1.036	21.047	18.940	19.737
8	10:11:18.385	58.989	+0.301	21.096	18.364	19.529
9	10:12:17.171	58.786	+0.098	20.851	18.290	19.645

(603) Frederique Lemieux

1	10:04:25.112	1:02.512	+3.839	23.918	18.821	19.773
---	--------------	-----------------	--------	--------	--------	--------



Rotax Euro Trophy Round 4 PFI

Lapchart

E20 Project

PFI 1,382 Km

Race 1 Heat 1

09.09.2023 10:00

Race (7:00 and 1 Laps) started at 10:02:51

Competitors	Laps									
	0	1	2	3	4	5	6	7	8	9
Spencer Brougham (765)	1	765	765	765	765	765	765	765	765	765
Junior Jonsson (753)	2	753	753	756	756	753	753	756	756	756
Tomasz Ibsen (756)	3	756	756	753	753	756	756	731	731	731
Phillip Loacker (731)	4	731	731	731	731	731	731	755	755	755
Daniel Cebula (724)	5	724	721	732	732	755	755	732	732	732
Tijs Daems (721)	6	721	724	724	724	732	732	732	727	727
George Holbrook (732)	7	732	732	755	755	720	720	727	887	720
Mats Johan Overhoff (755)	8	755	755	887	720	887	727	887	720	725
Andreas Matis (887)	9	887	887	720	887	727	887	720	725	887
Andrew Lloyd (725)	10	725	720	727	727	725	725	805	805	805
Nils Lilja (720)	11	720	727	725	725	805	805	805	801	801
Cameron Crockett (727)	12	727	725	805	805	801	801	801	698	698
Gilberto Loacker (805)	13	805	805	801	801	698	698	698	607	607
Hector Ramirez (801)	14	801	801	698	698	602	607	607	604	604
Joshua Graham (698)	15	698	698	602	602	607	604	604	601	601
Harrison Whitticombe (607)	16	607	602	604	604	604	602	606	606	606
Christopher Holst (602)	17	602	604	607	607	606	606	603	603	603
Arthur Lorimier (601)	18	601	606	606	606	601	601	601	721	721
Antoine Lemieux (604)	19	604	607	601	603	603	603	721	753	729
David Planko (606)	20	606	601	603	601	721	721	729	729	753
Frederique Lemieux (603)	21	603	603	729	729	729	729			
Charlie Turner (729)	22	729	729	721	721					
-	23									
-	24									



Rotax Euro Trophy Round 4 PFI

E20 Project

PFI 1,382 Km

Race 9 Heat 2

09.09.2023 13:10

Race (7:00 and 1 Laps) started at 13:14:46

Pos	No.	Name	Nat	Chassis	Raceteam	Laps	Total Tm	Diff	Best Tm	km/h	Points	Commer
1	765	Spencer Brougham	GBR	SODI	JAMIE BROUGHAM	8	8:42.453		58.555	84,966	0	
2	729	Charlie Turner	GBR	SODI	TURNER CHARLIE	8	8:42.970	0.517	58.517	85,021	2	
3	753	Junior Jonsson	SWE	SODI	JONSSON JUNIOR	8	8:43.143	0.690	58.422	85,160	3	
4	721	Tijs Daems	BEL		DAEMS RACING TEAM	8	8:46.297	3.844	58.232	85,438	4	
5	756	Tomasz Ibsen	POL		RS COMPETITION	8	8:46.470	4.017	58.148	85,561	5	
6	755	Mats Johan Overhoff	GER		KRAFT MOTORSPORT	8	8:46.972	4.519	59.062	84,237	6	
7	719	Victor Sundberg	SWE	SODI	SUNDBERG VICTOR	8	8:47.469	5.016	58.879	84,499	7	
8	725	Andrew Lloyd	CAN		ANDY LLOYD	8	8:48.039	5.586	58.829	84,571	8	
9	887	Andreas Matis	GER	SODI	KARTODROM GERMANY	8	8:48.940	6.487	59.115	84,161	0	
10	731	Phillip Loacker	CHE	SODI	KSCA SODI EUROPE TEAM	8	8:52.133	9.680	58.749	84,686	9	+5sec
11	727	Cameron Crockett	GBR		CROCKETT CAMERON	8	8:52.894	10.441	59.223	84,008	10	+5sec
12	801	Hector Ramirez	CHI	SODI	RAMIREZ HECTOR	8	8:52.902	10.449	1:00.046	82,856	2	
13	698	Joshua Graham	GBR	SODI	ARGENTI KT LIMITED	8	9:11.407	28.954	58.438	85,136	0	
14	602	Christopher Holst	CHE	SODI	KART-SHOP CARIGIET	8	9:12.182	29.729	58.525	85,010	2	
15	601	Arthur Lorimier	FRA		LORIMIER	8	9:13.251	30.798	58.686	84,777	3	
16	604	Antoine Lemieux	CAN	SODI	LEMIEUX ANTOINE	8	9:13.254	30.801	58.365	85,243	4	
17	606	David Planko	SLO	TONY	SSC SPORTSTIL	8	9:13.537	31.084	59.034	84,277	5	
18	603	Frederique Lemieux	CAN	SODI	LEMIEUX FREDERIQUE	8	9:13.875	31.422	59.019	84,298	6	
19	607	Harrison Whitticombe	GBR	KR	STEVE JAMES	7	8:13.166	1 Lap	58.708	84,745	7	
20	724	Daniel Cebula	GBR		CEBULA DANIEL	5	5:51.977	3 Laps	1:01.374	81,064	11	
21	720	Nils Lilja	SWE		LILJA NILS	3	3:05.376	5 Laps	59.554	83,541	12	
22	805	Gilberto Loacker	CHE	SODI	KSCA SODI EUROPE TEAM	2	2:06.145	6 Laps	1:00.884	81,716	3	
Not classified												
DNS	732	George Holbrook	GBR	SODI	HOLBROOK GEORGE			DNS		-	14	
DNS	803	Cas Poldermans	NLD		POLDERMANS CAS			DNS		-	5	

Announcements

These results are provisional until the conclusion of any judicial and technical matters!
 #727; 731 +5 sec. time penalty (front fairing)

Margin of Victory	Ø km/h	Best Lap Tm	km/h	Best Lap by
0.517	76,182	58.148	85,561	756 - Tomasz Ibsen



Rotax Euro Trophy Round 4 PFI

E20 Project

PFI 1,382 Km

Race 9 Heat 2

09.09.2023 13:10

Race (7:00 and 1 Laps) started at 13:14:46

Pos	No.	Name	Nat	Chassis	Raceteam	Laps	Total Tm	Diff	Best Tm	km/h	Points	Commer
E20 Project Junior												
1	698	Joshua Graham	GBR	SODI	ARGENTI KT LIMITED	8	9:11.407		58.438	85,136	0	
2	602	Christopher Holst	CHE	SODI	KART-SHOP CARIGIET	8	9:12.182	0.775	58.525	85,010	2	
3	601	Arthur Lorimier	FRA		LORIMIER	8	9:13.251	1.844	58.686	84,777	3	
4	604	Antoine Lemieux	CAN	SODI	LEMIEUX ANTOINE	8	9:13.254	1.847	58.365	85,243	4	
5	606	David Planko	SLO	TONY	SSC SPORTSTIL	8	9:13.537	2.130	59.034	84,277	5	
6	603	Frederique Lemieux	CAN	SODI	LEMIEUX FREDERIQUE	8	9:13.875	2.468	59.019	84,298	6	
7	607	Harrison Whitticombe	GBR	KR	STEVE JAMES	7	8:13.166	1 Lap	58.708	84,745	7	

E20 Project Master

1	887	Andreas Matis	GER	SODI	KARTODROM GERMANY	8	8:48.940		59.115	84,161	0	
2	801	Hector Ramirez	CHI	SODI	RAMIREZ HECTOR	8	8:52.902	3.962	1:00.046	82,856	2	
3	805	Gilberto Loacker	CHE	SODI	KSCA SODI EUROPE TEAM	2	2:06.145	6 Laps	1:00.884	81,716	3	

Not classified

DNS	803	Cas Poldermans	NLD		POLDERMANS CAS				DNS	-	5	
-----	-----	----------------	-----	--	----------------	--	--	--	-----	---	---	--

E20 Project Senior

1	765	Spencer Brougham	GBR	SODI	JAMIE BROUGHAM	8	8:42.453		58.555	84,966	0	
2	729	Charlie Turner	GBR	SODI	TURNER CHARLIE	8	8:42.970	0.517	58.517	85,021	2	
3	753	Junior Jonsson	SWE	SODI	JONSSON JUNIOR	8	8:43.143	0.690	58.422	85,160	3	
4	721	Tijs Daems	BEL		DAEMS RACING TEAM	8	8:46.297	3.844	58.232	85,438	4	
5	756	Tomasz Ibsen	POL		RS COMPETITION	8	8:46.470	4.017	58.148	85,561	5	
6	755	Mats Johan Overhoff	GER		KRAFT MOTORSPORT	8	8:46.972	4.519	59.062	84,237	6	
7	719	Victor Sundberg	SWE	SODI	SUNDBERG VICTOR	8	8:47.469	5.016	58.879	84,499	7	
8	725	Andrew Lloyd	CAN		ANDY LLOYD	8	8:48.039	5.586	58.829	84,571	8	
9	731	Phillip Loacker	CHE	SODI	KSCA SODI EUROPE TEAM	8	8:52.133	9.680	58.749	84,686	9	+5sec
10	727	Cameron Crockett	GBR		CROCKETT CAMERON	8	8:52.894	10.441	59.223	84,008	10	+5sec
11	724	Daniel Cebula	GBR		CEBULA DANIEL	5	5:51.977	3 Laps	1:01.374	81,064	11	
12	720	Nils Lilja	SWE		LILJA NILS	3	3:05.376	5 Laps	59.554	83,541	12	

Not classified

DNS	732	George Holbrook	GBR	SODI	HOLBROOK GEORGE				DNS	-	14	
-----	-----	-----------------	-----	------	-----------------	--	--	--	-----	---	----	--

Announcements

These results are provisional until the conclusion of any judicial and technical matters!
#727; 731 +5 sec. time penalty (front fairing)

Margin of Victory	Ø km/h	Best Lap Tm	km/h	Best Lap by
0.517	76,182	58.148	85,561	756 - Tomasz Ibsen



Rotax Euro Trophy Round 4 PFI

E20 Project

PFI 1,382 Km

Race 9 Heat 2

09.09.2023 13:10

Race (7:00 and 1 Laps) started at 13:14:46

Lap	Time of Day	Lap Tm	Diff	S1 Tm	S2 Tm	S3 Tm	Lap	Time of Day	Lap Tm	Diff	S1 Tm	S2 Tm	S3 Tm
(765) Spencer Brougham							(725) Andrew Lloyd						
1	13:15:49.026	1:02.556	+4.001	23.870	18.681	20.005	1	13:15:50.846	1:02.140	+3.311	23.307	18.950	19.883
2	13:16:47.883	58.857	+0.302	20.789	18.483	19.585	2	13:16:51.289	1:00.443	+1.614	21.110	19.273	20.060
3	13:17:46.512	58.629	+0.074			19.634	3	13:17:50.118	58.829		20.817	18.340	19.672
4	13:18:51.266	1:04.754	+6.199	20.685	18.347	25.722	4	13:18:54.752	1:04.634	+5.805	20.769	19.423	24.442
5	13:20:32.612	1:41.346	+42.791	35.824	29.184	36.338	5	13:20:36.124	1:41.372	+42.543	35.688	28.545	37.139
6	13:21:31.731	59.119	+0.564			19.801	6	13:21:35.867	59.743	+0.914			19.783
7	13:22:30.359	58.628	+0.073	20.640	18.358	19.630	7	13:22:35.130	59.263	+0.434	20.709	18.601	19.953
8	13:23:28.914	58.555		20.582	18.401	19.572	8	13:23:34.500	59.370	+0.541	20.809	18.497	20.064
(729) Charlie Turner							(887) Andreas Matis						
1	13:15:49.266	1:01.634	+3.117	23.166	18.509	19.959	1	13:16:52.546	1:00.475	+1.360			20.574
2	13:16:48.140	58.874	+0.357	20.786	18.512	19.576	2	13:17:52.122	59.576	+0.461			19.773
3	13:17:46.842	58.702	+0.185			19.738	3	13:18:56.372	1:04.250	+5.135			22.772
4	13:18:51.533	1:04.691	+6.174	20.592	18.436	25.663	4	13:20:37.038	1:40.666	+41.551	35.675	28.006	36.985
5	13:20:33.106	1:41.573	+43.056	35.880	29.138	36.555	5	13:21:36.663	59.625	+0.510	21.096	18.592	19.937
6	13:21:32.357	59.251	+0.734	20.807	18.782	19.662	6	13:22:35.778	59.115		20.798	18.523	19.794
7	13:22:30.874	58.517		20.637	18.319	19.561	7	13:23:35.401	59.623	+0.508	20.799	18.531	20.293
8	13:23:29.431	58.557	+0.040	20.570	18.244	19.743	(731) Phillip Loacker						
(753) Junior Jonsson							1	13:15:49.433	1:02.240	+3.491	23.268	18.968	20.004
1	13:15:48.693	1:02.232	+3.810			20.123	2	13:16:49.834	1:00.401	+1.652	22.129	18.593	19.679
2	13:16:49.472	1:00.779	+2.357			20.469	3	13:17:49.017	59.183	+0.434	21.262	18.394	19.527
3	13:17:48.146	58.674	+0.252	20.813	18.279	19.582	4	13:18:54.163	1:05.146	+6.397	21.006	19.460	24.680
4	13:18:52.174	1:04.028	+5.606			24.700	5	13:20:35.528	1:41.365	+42.616	35.942	28.530	36.893
5	13:20:33.659	1:41.485	+43.063	35.875	29.107	36.503	6	13:21:34.277	58.749		20.644	18.481	19.624
6	13:21:32.722	59.063	+0.641			19.715	7	13:22:33.154	58.877	+0.128	20.807	18.329	19.741
7	13:22:31.182	58.460	+0.038	20.707	18.310	19.443	8	13:23:33.594	1:00.440	+1.691	20.720	18.917	20.803
8	13:23:29.604	58.422				19.696	(727) Cameron Crockett						
(721) Tijds Daems							1	13:15:51.430	1:02.389	+3.166	23.365	19.101	19.923
1	13:15:49.527	1:01.575	+3.343	23.082	18.744	19.749	2	13:16:52.378	1:00.948	+1.725	20.918	18.742	21.288
2	13:16:48.984	59.457	+1.225	21.460	18.353	19.644	3	13:17:51.780	59.402	+0.179			19.858
3	13:17:47.216	58.232		20.576	18.198	19.458	4	13:18:55.268	1:03.488	+4.265			22.240
4	13:18:51.852	1:04.636	+6.404	21.189	18.318	25.129	5	13:20:36.441	1:41.173	+41.950	35.687	28.450	37.036
5	13:20:33.341	1:41.489	+43.257	35.901	29.126	36.462	6	13:21:35.664	59.223		20.715	18.747	19.761
6	13:21:32.602	59.261	+1.029	20.775	18.762	19.724	7	13:22:34.956	59.292	+0.069			19.881
7	13:22:32.071	59.469	+1.237	21.008	18.604	19.857	8	13:23:34.355	59.399	+0.176	20.772	18.538	20.089
8	13:23:32.758	1:00.687	+2.455			20.297	(801) Hector Ramirez						
(756) Tomasz Ibsen							1	13:15:52.595	1:02.851	+2.805			20.131
1	13:15:49.901	1:02.722	+4.574	23.820	18.929	19.973	2	13:16:52.708	1:00.113	+0.067	21.193	18.688	20.232
2	13:16:48.787	58.886	+0.738	20.869	18.346	19.671	3	13:17:53.072	1:00.364	+0.318			20.065
3	13:17:46.935	58.148		20.499	18.245	19.404	4	13:18:56.971	1:03.899	+3.853	22.136	19.067	22.696
4	13:18:52.537	1:05.602	+7.454	21.750	19.102	24.750	5	13:20:37.853	1:40.882	+40.836	35.918	27.802	37.162
5	13:20:34.513	1:41.976	+43.828	35.949	29.066	36.961	6	13:21:38.385	1:00.532	+0.486	21.613	18.609	20.310
6	13:21:33.184	58.671	+0.523	20.582	18.573	19.516	7	13:22:38.431	1:00.046		21.206	18.606	20.234
7	13:22:32.193	59.009	+0.861	20.557	18.625	19.827	8	13:23:39.363	1:00.932	+0.886	21.483	18.751	20.698
8	13:23:32.931	1:00.738	+2.590			20.350	(698) Joshua Graham						
(755) Mats Johan Overhoff							1	13:16:15.441	1:02.046	+3.608	23.810	18.444	19.792
1	13:15:50.121	1:01.712	+2.650	22.863	18.908	19.941	2	13:17:13.879	58.438		20.798	18.230	19.410
2	13:16:49.470	59.349	+0.287	21.056	18.562	19.731	3	13:18:12.493	58.614	+0.176	20.961	18.215	19.438
3	13:17:48.546	59.076	+0.014	21.176	18.362	19.538	4	13:19:27.345	1:14.852	+16.414	21.709	22.395	30.748
4	13:18:53.080	1:04.534	+5.472	20.759	19.042	24.733	5	13:20:59.701	1:32.356	+33.918	35.742	33.840	22.774
5	13:20:34.737	1:41.657	+42.595	35.753	28.971	36.933	6	13:21:59.965	1:00.264	+1.826	21.094	18.582	20.588
6	13:21:33.840	59.103	+0.041			19.642	7	13:22:59.251	59.286	+0.848	21.229	18.531	19.526
7	13:22:32.902	59.062		20.880	18.501	19.681	8	13:23:57.868	58.617	+0.179	20.781	18.210	19.626
8	13:23:33.433	1:00.531	+1.469	20.818	19.133	20.580	(602) Christopher Holst						
(719) Victor Sundberg							1	13:16:15.686	1:01.592	+3.067	23.107	18.629	19.856
1	13:15:50.282	1:01.777	+2.898	23.092	18.798	19.887							
2	13:16:49.776	59.494	+0.615	21.096	18.528	19.870							
3	13:17:48.928	59.152	+0.273	21.139	18.242	19.771							
4	13:18:53.720	1:04.792	+5.913	20.719	19.503	24.570							



Rotax Euro Trophy Round 4 PFI

E20 Project

PFI 1,382 Km

Race 9 Heat 2

09.09.2023 13:10

Race (7:00 and 1 Laps) started at 13:14:46

Lap	Time of Day	Lap Tm	Diff	S1 Tm	S2 Tm	S3 Tm	Lap	Time of Day	Lap Tm	Diff	S1 Tm	S2 Tm	S3 Tm
2	13:17:14.211	58.525		20.777	18.329	19.419	3	13:17:51.837	59.554				19.745
3	13:18:13.276	59.065	+0.540	20.913	18.232	19.920	(805) Gilberto Loacker						
4	13:19:27.820	1:14.544	+16.019	21.276	22.543	30.725	1	13:15:51.722	1:02.529	+1.645	23.433	18.754	20.342
5	13:21:00.406	1:32.586	+34.061	35.583	33.875	23.128	2	13:16:52.606	1:00.884		21.045	18.757	21.082
6	13:21:59.895	59.489	+0.964	20.858	18.360	20.271							
7	13:22:59.628	59.733	+1.208	21.144	18.411	20.178							
8	13:23:58.643	59.015	+0.490	20.934	18.415	19.666							

(601) Arthur Lorimier

1	13:16:15.850	1:01.793	+3.107	23.428	18.590	19.775
2	13:17:14.536	58.686		20.964	18.209	19.513
3	13:18:13.349	58.813	+0.127	21.059	18.170	19.584
4	13:19:28.295	1:14.946	+16.260	21.402	22.774	30.770
5	13:21:00.889	1:32.594	+33.908	35.533	33.795	23.266
6	13:22:00.134	59.245	+0.559	20.831	18.332	20.082
7	13:23:00.178	1:00.044	+1.358	21.672	18.520	19.852
8	13:23:59.712	59.534	+0.848	21.112	18.698	19.724

(604) Antoine Lemieux

1	13:16:16.416	1:01.877	+3.512	23.462	18.636	19.779
2	13:17:15.724	59.308	+0.943	21.025	18.502	19.781
3	13:18:14.089	58.365		20.947	17.940	19.478
4	13:19:28.766	1:14.677	+16.312	21.066	22.798	30.813
5	13:21:01.531	1:32.765	+34.400	35.496	33.682	23.587
6	13:22:00.433	58.902	+0.537	20.865	18.044	19.993
7	13:22:59.930	59.497	+1.132	21.137	18.601	19.759
8	13:23:59.715	59.785	+1.420	21.466	18.452	19.867

(606) David Planko

1	13:16:16.231	1:01.464	+2.430	23.094	18.688	19.682
2	13:17:15.914	59.683	+0.649	21.232	18.680	19.771
3	13:18:14.948	59.034		21.127	18.364	19.543
4	13:19:28.917	1:13.969	+14.935	21.048	22.382	30.539
5	13:21:01.751	1:32.834	+33.800	35.695	33.612	23.527
6	13:22:00.992	59.241	+0.207	20.879	18.515	19.847
7	13:23:00.387	59.395	+0.361	21.020	18.613	19.762
8	13:23:59.998	59.611	+0.577	21.220	18.545	19.846

(603) Frederique Lemieux

1	13:16:16.816	1:01.679	+2.660	23.070	18.654	19.955
2	13:17:16.404	59.588	+0.569	21.141	18.504	19.943
3	13:18:15.423	59.019		21.119	18.283	19.617
4	13:19:29.311	1:13.888	+14.869	21.025	22.270	30.593
5	13:21:02.329	1:33.018	+33.999	35.663	33.484	23.871
6	13:22:01.725	59.396	+0.377	21.029	18.324	20.043
7	13:23:00.991	59.266	+0.247	21.121	18.244	19.901
8	13:24:00.336	59.345	+0.326	20.983	18.346	20.016

(607) Harrison Whitticombe

1	13:16:14.792	1:01.641	+2.933	23.622	18.342	19.677
2	13:17:13.593	58.801	+0.093	21.089	18.028	19.684
3	13:18:12.301	58.708		21.069	18.209	19.430
4	13:19:27.167	1:14.866	+16.158	21.283	22.832	30.751
5	13:21:59.956	2:32.789	+1:34.081	35.689	18.315	20.697
6	13:22:59.627	59.671	+0.963	21.302	18.630	19.739

(724) Daniel Cebula

1	13:15:50.893	1:03.049	+1.675	24.094	18.777	20.178
2	13:16:52.267	1:01.374		21.148	18.814	21.412
3	13:18:00.418	1:08.151	+6.777	28.278	18.893	20.980
4	13:19:02.697	1:02.279	+0.905	22.124	19.379	20.776
5	13:20:38.438	1:35.741	+34.367	31.396	27.027	37.318

(720) Nils Lijja

1	13:15:52.002	1:02.900	+3.346			20.346
2	13:16:52.283	1:00.281	+0.727	21.087	18.651	20.543

Rotax Euro Trophy Round 4 PFI

Lapchart

E20 Project

PFI 1,382 Km

Race 9 Heat 2

09.09.2023 13:10

Race (7:00 and 1 Laps) started at 13:14:46

Competitors	Laps									
	0	1	2	3	4	5	6	7	8	
Junior Jonsson (753)	1	753	753	765	765	765	765	765	765	765
Spencer Brougham (765)	2	765	765	729	729	729	729	729	729	729
Tomasz Ibsen (756)	3	756	729	756	756	721	721	721	753	753
Phillip Loacker (731)	4	731	731	721	721	753	753	753	721	721
Charlie Turner (729)	5	729	721	755	753	756	756	756	756	756
Daniel Cebula (724)	6	724	756	753	755	755	755	755	755	755
Tijs Daems (721)	7	721	755	719	719	719	719	719	731	731
Mats Johan Overhoff (755)	8	755	719	731	731	731	731	731	719	719
Victor Sundberg (719)	9	719	725	725	725	725	725	727	727	727
Andrew Lloyd (725)	10	725	724	724	727	727	727	725	725	725
Cameron Crockett (727)	11	727	727	720	720	801	801	801	801	801
Nils Lilja (720)	12	720	805	727	801	724	724	602	698	698
Gilberto Loacker (805)	13	805	720	805	724	607	698	698	602	602
Hector Ramirez (801)	14	801	801	801	607	698	602	601	604	601
Harrison Whitticombe (607)	15	607	607	607	698	602	601	604	601	604
Joshua Graham (698)	16	698	698	698	602	601	604	606	606	606
Arthur Lorimier (601)	17	601	602	602	601	604	606	603	603	603
Christopher Holst (602)	18	602	601	601	604	606	603	887	887	
Antoine Lemieux (604)	19	604	606	604	606	603	887	607		
David Planko (606)	20	606	604	606	603	887	607			
Frederique Lemieux (603)	21	603	603	603	887					
Andreas Matis (887)	22	887	887	887						
-	23									
-	24									



Rotax Euro Trophy Round 4 PFI

E20 Project

PFI 1,382 Km

Race 17 Heat 3

09.09.2023 15:50

Race (7:00 and 1 Laps) started at 15:52:43

Pos	No.	Name	Nat	Chassis	Raceteam	Laps	Total Tm	Diff	Best Tm	km/h	Points	Commer
1	765	Spencer Brougham	GBR	SODI	JAMIE BROUGHAM	9	8:51.433		58.167	85,533	0	
2	721	Tijs Daems	BEL		DAEMS RACING TEAM	9	8:51.706	0.273	58.134	85,582	2	
3	753	Junior Jonsson	SWE	SODI	JONSSON JUNIOR	9	8:52.266	0.833	58.156	85,549	3	
4	755	Mats Johan Overhoff	GER		KRAFT MOTORSPORT	9	8:53.331	1.898	58.488	85,064	4	
5	719	Victor Sundberg	SWE	SODI	SUNDBERG VICTOR	9	8:54.309	2.876	58.641	84,842	5	
6	724	Daniel Cebula	GBR		CEBULA DANIEL	9	8:54.450	3.017	58.448	85,122	6	
7	725	Andrew Lloyd	CAN		ANDY LLOYD	9	8:55.091	3.658	58.533	84,998	7	
8	727	Cameron Crockett	GBR		CROCKETT CAMERON	9	8:55.745	4.312	58.627	84,862	8	
9	756	Tomasz Ibsen	POL		RS COMPETITION	9	8:55.912	4.479	58.230	85,440	9	+5sec
10	729	Charlie Turner	GBR	SODI	TURNER CHARLIE	9	8:57.599	6.166	58.288	85,355	10	+5sec
11	731	Phillip Loacker	CHE	SODI	KSCA SODI EUROPE TEAM	9	8:58.472	7.039	58.341	85,278	11	+5sec
12	720	Nils Lilja	SWE		LILJA NILS	9	9:01.606	10.173	59.066	84,231	12	
13	805	Gilberto Loacker	CHE	SODI	KSCA SODI EUROPE TEAM	9	9:02.332	10.899	58.907	84,459	0	
14	801	Hector Ramirez	CHI	SODI	RAMIREZ HECTOR	9	9:04.666	13.233	59.481	83,644	2	
15	607	Harrison Whitticombe	GBR	KR	STEVE JAMES	9	9:17.005	25.572	58.118	85,605	0	
16	698	Joshua Graham	GBR	SODI	ARGENTI KT LIMITED	9	9:17.252	25.819	58.021	85,748	2	
17	602	Christopher Holst	CHE	SODI	KART-SHOP CARIGIET	9	9:21.537	30.104	58.625	84,865	3	
18	604	Antoine Lemieux	CAN	SODI	LEMIEUX ANTOINE	9	9:21.647	30.214	58.445	85,126	4	
19	601	Arthur Lorimier	FRA		LORIMIER	9	9:21.971	30.538	58.316	85,314	5	
20	606	David Planko	SLO	TONY	SSC SPORTSTIL	9	9:24.002	32.569	58.836	84,560	6	
21	603	Frederique Lemieux	CAN	SODI	LEMIEUX FREDERIQUE	9	9:25.055	33.622	58.967	84,373	7	
22	887	Andreas Matis	GER	SODI	KARTODROM GERMANY	8	8:02.909	1 Lap	59.269	83,943	3	
Not classified												
DNS	732	George Holbrook	GBR	SODI	HOLBROOK GEORGE			DNS		-	14	
DNS	803	Cas Poldermans	NLD		POLDERMANS CAS			DNS		-	5	

Announcements

These results are provisional until the conclusion of any judicial and technical matters!

#731; 729 +5 sec. time penalty (front fairing)

#756 +5 sec. time penalty (blocking)

Margin of Victory	Ø km/h	Best Lap Tm	km/h	Best Lap by
0.273	84,257	58.021	85,748	698 - Joshua Graham

Rotax Euro Trophy Round 4 PFI

E20 Project

PFI 1,382 Km

Race 17 Heat 3

09.09.2023 15:50

Race (7:00 and 1 Laps) started at 15:52:43

Pos	No.	Name	Nat	Chassis	Raceteam	Laps	Total Tm	Diff	Best Tm	km/h	Points	Commer
E20 Project Junior												
1	607	Harrison Whitticombe	GBR	KR	STEVE JAMES	9	9:17.005		58.118	85,605	0	
2	698	Joshua Graham	GBR	SODI	ARGENTI KT LIMITED	9	9:17.252	0.247	58.021	85,748	2	
3	602	Christopher Holst	CHE	SODI	KART-SHOP CARIGIET	9	9:21.537	4.532	58.625	84,865	3	
4	604	Antoine Lemieux	CAN	SODI	LEMIEUX ANTOINE	9	9:21.647	4.642	58.445	85,126	4	
5	601	Arthur Lorimier	FRA		LORIMIER	9	9:21.971	4.966	58.316	85,314	5	
6	606	David Planko	SLO	TONY	SSC SPORTSTIL	9	9:24.002	6.997	58.836	84,560	6	
7	603	Frederique Lemieux	CAN	SODI	LEMIEUX FREDERIQUE	9	9:25.055	8.050	58.967	84,373	7	

E20 Project Master

1	805	Gilberto Locker	CHE	SODI	KSCA SODI EUROPE TEAM	9	9:02.332		58.907	84,459	0	
2	801	Hector Ramirez	CHI	SODI	RAMIREZ HECTOR	9	9:04.666	2.334	59.481	83,644	2	
3	887	Andreas Matis	GER	SODI	KARTODROM GERMANY	8	8:02.909	1 Lap	59.269	83,943	3	

Not classified

DNS	803	Cas Poldermans	NLD		POLDERMANS CAS			DNS		-	5	
-----	-----	----------------	-----	--	----------------	--	--	-----	--	---	---	--

E20 Project Senior

1	765	Spencer Brougham	GBR	SODI	JAMIE BROUGHAM	9	8:51.433		58.167	85,533	0	
2	721	Tijs Daems	BEL		DAEMS RACING TEAM	9	8:51.706	0.273	58.134	85,582	2	
3	753	Junior Jonsson	SWE	SODI	JONSSON JUNIOR	9	8:52.266	0.833	58.156	85,549	3	
4	755	Mats Johan Overhoff	GER		KRAFT MOTORSPORT	9	8:53.331	1.898	58.488	85,064	4	
5	719	Victor Sundberg	SWE	SODI	SUNDBERG VICTOR	9	8:54.309	2.876	58.641	84,842	5	
6	724	Daniel Cebula	GBR		CEBULA DANIEL	9	8:54.450	3.017	58.448	85,122	6	
7	725	Andrew Lloyd	CAN		ANDY LLOYD	9	8:55.091	3.658	58.533	84,998	7	
8	727	Cameron Crockett	GBR		CROCKETT CAMERON	9	8:55.745	4.312	58.627	84,862	8	
9	756	Tomasz Ibsen	POL		RS COMPETITION	9	8:55.912	4.479	58.230	85,440	9	+5sec
10	729	Charlie Turner	GBR	SODI	TURNER CHARLIE	9	8:57.599	6.166	58.288	85,355	10	+5sec
11	731	Phillip Locker	CHE	SODI	KSCA SODI EUROPE TEAM	9	8:58.472	7.039	58.341	85,278	11	+5sec
12	720	Nils Lilja	SWE		LILJA NILS	9	9:01.606	10.173	59.066	84,231	12	

Not classified

DNS	732	George Holbrook	GBR	SODI	HOLBROOK GEORGE			DNS		-	14	
-----	-----	-----------------	-----	------	-----------------	--	--	-----	--	---	----	--

Announcements

These results are provisional until the conclusion of any judicial and technical matters!

#731; 729 +5 sec. time penalty (front fairing)

#756 +5 sec. time penalty (blocking)

Margin of Victory

Ø km/h

Best Lap Tm

km/h

Best Lap by

0.273 84,257 58.021 85,748 698 - Joshua Graham



Rotax Euro Trophy Round 4 PFI

E20 Project

PFI 1,382 Km

Race 17 Heat 3

09.09.2023 15:50

Race (7:00 and 1 Laps) started at 15:52:43

Lap	Time of Day	Lap Tm	Diff	S1 Tm	S2 Tm	S3 Tm
1	15:53:49.210	1:02.542	+3.635	23.494	19.116	19.932
2	15:54:49.207	59.997	+1.090	21.369	18.577	20.051
3	15:55:50.076	1:00.869	+1.962	21.495	18.708	20.666
4	15:56:49.622	59.546	+0.639	21.040	18.596	19.910
5	15:57:48.922	59.300	+0.393	21.004	18.476	19.820
6	15:58:47.829	58.907		20.821	18.351	19.735
7	15:59:47.468	59.639	+0.732	21.124	18.647	19.868
8	16:00:46.786	59.318	+0.411	21.033	18.540	19.745
9	16:01:46.202	59.416	+0.509	21.117	18.398	19.901

Lap	Time of Day	Lap Tm	Diff	S1 Tm	S2 Tm	S3 Tm
1	15:54:14.537	1:01.977	+3.661	23.790	18.679	19.508
2	15:55:13.465	58.928	+0.612	21.016	18.408	19.504
3	15:56:12.289	58.824	+0.508	20.997	18.427	19.400
4	15:57:11.394	59.105	+0.789	20.809	18.852	19.444
5	15:59:10.526	1:59.132	+1:00.816	21.213	18.807	19.899
6	16:00:09.206	58.680	+0.364	21.128	18.133	19.419
7	16:01:07.522	58.316		20.752	18.102	19.462
8	16:02:05.841	58.319	+0.003	20.670	18.166	19.483

(801) Hector Ramirez

Lap	Time of Day	Lap Tm	Diff	S1 Tm	S2 Tm	S3 Tm
1	15:53:50.399	1:03.351	+3.870	23.693	19.342	20.316
2	15:54:50.088	59.689	+0.208	21.200	18.520	19.969
3	15:55:50.218	1:00.130	+0.649	21.297	18.603	20.230
4	15:56:50.122	59.904	+0.423	21.493	18.467	19.944
5	15:57:49.789	59.667	+0.186	21.202	18.514	19.951
6	15:58:49.270	59.481		21.170	18.477	19.834
7	15:59:48.860	59.590	+0.109			20.107
8	16:00:48.476	59.616	+0.135	21.148	18.504	19.964
9	16:01:48.536	1:00.060	+0.579	21.436	18.574	20.050

(606) David Planko

Lap	Time of Day	Lap Tm	Diff	S1 Tm	S2 Tm	S3 Tm
1	15:54:15.024	1:01.886	+3.050	23.343	18.967	19.576
2	15:55:14.197	59.173	+0.337	21.243	18.411	19.519
3	15:56:13.103	58.906	+0.070	20.851	18.394	19.661
4	15:57:11.990	58.887	+0.051	20.843	18.470	19.574
5	15:58:10.861	58.871	+0.035	20.854	18.454	19.563
6	15:59:11.199	1:00.338	+1.502	21.065	18.615	20.658
7	16:00:10.133	58.934	+0.098	21.037	18.394	19.503
8	16:01:09.036	58.903	+0.067	20.878	18.478	19.547
9	16:02:07.872	58.836		20.924	18.321	19.591

(607) Harrison Whitticombe

Lap	Time of Day	Lap Tm	Diff	S1 Tm	S2 Tm	S3 Tm
1	15:54:13.377	1:01.690	+3.572	23.606	18.512	19.572
2	15:55:12.359	58.982	+0.864	21.003	18.441	19.538
3	15:56:11.041	58.682	+0.564	20.917	18.132	19.633
4	15:57:09.485	58.444	+0.326	20.874	18.210	19.360
5	15:58:08.008	58.523	+0.405	20.805	18.061	19.657
6	15:59:06.240	58.232	+0.114	20.707	18.103	19.422
7	16:00:04.458	58.218	+0.100	20.680	18.014	19.524
8	16:01:02.576	58.118		20.608	18.070	19.440
9	16:02:00.875	58.299	+0.181	20.751	18.221	19.327

(603) Frederique Lemieux

Lap	Time of Day	Lap Tm	Diff	S1 Tm	S2 Tm	S3 Tm
1	15:54:15.597	1:02.100	+3.133	23.444	18.817	19.839
2	15:55:14.905	59.308	+0.341	21.289	18.331	19.688
3	15:56:14.323	59.418	+0.451	21.526	18.165	19.727
4	15:57:13.451	59.128	+0.161	21.119	18.194	19.815
5	15:58:12.544	59.093	+0.126	21.110	18.198	19.785
6	15:59:11.621	59.077	+0.110	21.121	18.138	19.818
7	16:00:10.588	58.967		21.054	18.192	19.721
8	16:01:09.632	59.044	+0.077	21.144	18.262	19.638
9	16:02:08.925	59.293	+0.326	21.051	18.172	20.070

(698) Joshua Graham

Lap	Time of Day	Lap Tm	Diff	S1 Tm	S2 Tm	S3 Tm
1	15:54:13.572	1:01.639	+3.618	23.687	18.380	19.572
2	15:55:12.521	58.949	+0.928	20.992	18.369	19.588
3	15:56:11.165	58.644	+0.623	20.869	18.397	19.378
4	15:57:09.849	58.684	+0.663	21.090	18.267	19.327
5	15:58:08.289	58.440	+0.419	20.838	18.244	19.358
6	15:59:06.724	58.435	+0.414	20.899	18.024	19.512
7	16:00:04.941	58.217	+0.196	20.689	18.163	19.365
8	16:01:03.101	58.160	+0.139	20.627	18.052	19.481
9	16:02:01.122	58.021		20.597	18.132	19.292

(887) Andreas Matis

Lap	Time of Day	Lap Tm	Diff	S1 Tm	S2 Tm	S3 Tm
1	15:53:48.639	1:02.577	+3.308	23.807	18.887	19.883
2	15:54:49.431	1:00.792	+1.523			20.058
3	15:55:49.503	1:00.072	+0.803			20.209
4	15:56:48.865	59.362	+0.093	21.008	18.556	19.798
5	15:57:48.147	59.282	+0.013	21.009	18.558	19.715
6	15:58:47.416	59.269		20.913	18.495	19.861
7	15:59:46.852	59.436	+0.167	21.021	18.613	19.802
8	16:00:46.779	59.927	+0.658			20.098

(602) Christopher Holst

Lap	Time of Day	Lap Tm	Diff	S1 Tm	S2 Tm	S3 Tm
1	15:54:14.417	1:01.731	+3.106	23.548	18.600	19.583
2	15:55:13.309	58.892	+0.267	20.962	18.283	19.647
3	15:56:12.213	58.904	+0.279	20.919	18.483	19.502
4	15:57:11.321	59.108	+0.483	20.790	18.690	19.628
5	15:58:10.035	58.714	+0.089	20.730	18.401	19.583
6	15:59:08.690	58.655	+0.030	20.865	18.343	19.447
7	16:00:07.549	58.859	+0.234	20.962	18.345	19.552
8	16:01:06.174	58.625		20.836	18.256	19.533
9	16:02:05.407	59.233	+0.608	21.125	18.389	19.719

(604) Antoine Lemieux

Lap	Time of Day	Lap Tm	Diff	S1 Tm	S2 Tm	S3 Tm
1	15:54:15.200	1:01.932	+3.487	23.461	18.893	19.578
2	15:55:13.780	58.580	+0.135	20.940	18.048	19.592
3	15:56:12.618	58.838	+0.393	20.878	18.383	19.577
4	15:57:11.488	58.870	+0.425	20.765	18.704	19.401
5	15:58:10.587	59.099	+0.654	20.990	18.211	19.898
6	15:59:09.449	58.862	+0.417			19.572
7	16:00:07.894	58.445		20.874	18.005	19.566
8	16:01:06.362	58.468	+0.023	20.783	18.169	19.516
9	16:02:05.517	59.155	+0.710	21.038	18.497	19.620

(601) Arthur Lorimier

Lap	Time of Day	Lap Tm	Diff	S1 Tm	S2 Tm	S3 Tm
-----	-------------	--------	------	-------	-------	-------

Rotax Euro Trophy Round 4 PFI

Lapchart

E20 Project

PFI 1,382 Km

Race 17 Heat 3

09.09.2023 15:50

Race (7:00 and 1 Laps) started at 15:52:43

Competitors	Laps									
	0	1	2	3	4	5	6	7	8	9
Spencer Brougham (765)	1	765	753	765	756	756	756	756	756	756
Junior Jonsson (753)	2	753	765	756	753	721	765	765	765	765
Tomasz Ibsen (756)	3	756	756	753	721	765	721	721	721	721
Phillip Loacker (731)	4	731	729	729	765	755	755	755	755	755
Charlie Turner (729)	5	729	721	721	755	719	719	719	731	731
Daniel Cebula (724)	6	724	719	755	719	724	731	731	731	719
Tijs Daems (721)	7	721	755	719	724	731	724	724	724	724
Mats Johan Overhoff (755)	8	755	724	724	731	725	725	725	725	725
Victor Sundberg (719)	9	719	731	731	725	727	727	727	727	727
Andreas Matis (887)	10	887	725	725	727	887	887	887	887	720
Andrew Lloyd (725)	11	725	887	727	887	720	720	720	887	805
Cameron Crockett (727)	12	727	727	805	720	805	805	805	805	801
Nils Lilja (720)	13	720	805	887	805	801	801	801	801	607
Gilberto Loacker (805)	14	805	720	720	801	607	607	607	607	698
Hector Ramirez (801)	15	801	801	801	607	698	698	698	698	602
Harrison Whitticombe (607)	16	607	607	607	698	602	602	602	602	604
Joshua Graham (698)	17	698	698	698	602	601	604	604	604	606
Arthur Lorimier (601)	18	601	602	602	601	604	606	606	606	603
Christopher Holst (602)	19	602	601	601	604	606	603	603	603	603
David Planko (606)	20	606	606	604	606	603	753	753	753	753
Antoine Lemieux (604)	21	604	604	606	603	753	729	729	729	729
Frederique Lemieux (603)	22	603	603	603	729	729	601	601	601	601
-	23									
-	24									



Rotax Euro Trophy Round 4 PFI

E20 Project

PFI 1,382 Km

Ranking after heats

Pos	No.	Name	Nat	Chassis	Raceteam	Total points	H1	H2	H3
E20 Project Junior									
1	698	Joshua Graham	GBR	SODI	ARGENTI KT LIMITED	2	0	0	2
2	607	Harrison Whitticombe	GBR	KR	STEVE JAMES	9	2	7	0
3	604	Antoine Lemieux	CAN	SODI	LEMIEUX ANTOINE	11	3	4	4
4	602	Christopher Holst	CHE	SODI	KART-SHOP CARIGIET	12	7	2	3
5	601	Arthur Lorimier	FRA		LORIMIER	14	6	3	5
6	606	David Planko	SLO	TONY	SSC SPORTSTIL	15	4	5	6
7	603	Frederique Lemieux	CAN	SODI	LEMIEUX FREDERIQUE	18	5	6	7
E20 Project Master									
1	887	Andreas Matis	GER	SODI	KARTODROM GERMANY	3	0	0	3
2	805	Gilberto Loacker	CHE	SODI	KSCA SODI EUROPE TEAM	5	2	3	0
3	801	Hector Ramirez	CHI	SODI	RAMIREZ HECTOR	7	3	2	2
DNS	803	Cas Poldermans	NLD		POLDERMANS CAS	15	5	5	5
E20 Project Senior									
1	765	Spencer Brougham	GBR	SODI	JAMIE BROUGHAM	0	0	0	0
2	721	Tijs Daems	BEL		DAEMS RACING TEAM	8	2	4	2
3	753	Junior Jonsson	SWE	SODI	JONSSON JUNIOR	11	5	3	3
4	729	Charlie Turner	GBR	SODI	TURNER CHARLIE	15	3	2	10
5	755	Mats Johan Overhoff	GER		KRAFT MOTORSPORT	16	6	6	4
6	756	Tomasz Ibsen	POL		RS COMPETITION	18	4	5	9
7	725	Andrew Lloyd	CAN		ANDY LLOYD	25	10	8	7
8	719	Victor Sundberg	SWE	SODI	SUNDBERG VICTOR	26	14	7	5
9	727	Cameron Crockett	GBR		CROCKETT CAMERON	26	8	10	8
10	724	Daniel Cebula	GBR		CEBULA DANIEL	29	12	11	6
11	731	Phillip Loacker	CHE	SODI	KSCA SODI EUROPE TEAM	31	11	9	11
12	720	Nils Lilja	SWE		LILJA NILS	33	9	12	12
13	732	George Holbrook	GBR	SODI	HOLBROOK GEORGE	35	7	14	14

Announcements

These results are provisional until the conclusion of any judicial and technical matters!



Rotax Euro Trophy Round 4 PFI

E20 Project

PFI 1,382 Km

Prefinal

10.09.2023 11:50

Race (10:00 and 1 Laps)

14	603 Frederique Lemieux 27	
13	601 Arthur Lorimier 25	606 David Planko 26
12	604 Antoine Lemieux 23	602 Christopher Holst 24
11	698 Joshua Graham 21	607 Harrison Whitticombe 22
10		20
9	803 Cas Poldermans 17	18
8	805 Gilberto Loacker 15	801 Hector Ramirez 16
7	732 George Holbrook 13	887 Andreas Matis 14
6	731 Phillip Loacker 11	720 Nils Lilja 12
5	727 Cameron Crockett 9	724 Daniel Cebula 10
4	725 Andrew Lloyd 7	719 Victor Sundberg 8
3	755 Mats Johan Overhoff 5	756 Tomasz Ibsen 6
2	753 Junior Jonsson 3	729 Charlie Turner 4
1	765 Spencer Brougham 1	721 Tijs Daems 2

POLE POSITION 1



Rotax Euro Trophy Round 4 PFI

E20 Project

PFI 1,382 Km

Warm up

10.09.2023 08:00

Practice (7:00 Time) started at 8:00:03

Pos	No.	Name	Nat	Chassis	Raceteam	Laps	Best Tm	Diff	Gap	In Lap	km/h
1	724	Daniel Cebula	GBR		CEBULA DANIEL	6	58.768			6	84,658
2	755	Mats Johan Overhoff	GER		KRAFT MOTORSPORT	7	58.940	0.172	0.172	7	84,411
3	602	Christopher Holst	CHE	SODI	KART-SHOP CARIGIET	7	59.014	0.246	0.074	7	84,305
4	719	Victor Sundberg	SWE	SODI	SUNDBERG VICTOR	7	59.048	0.280	0.034	6	84,257
5	607	Harrison Whitticombe	GBR	KR	STEVE JAMES	4	59.069	0.301	0.021	4	84,227
6	720	Nils Lilja	SWE		LILJA NILS	7	59.279	0.511	0.210	7	83,929
7	721	Tijs Daems	BEL		DAEMS RACING TEAM	3	59.360	0.592	0.081	3	83,814
8	725	Andrew Lloyd	CAN		ANDY LLOYD	7	59.430	0.662	0.070	7	83,715
9	727	Cameron Crockett	GBR		CROCKETT CAMERON	7	59.455	0.687	0.025	6	83,680
10	603	Frederique Lemieux	CAN	SODI	LEMIEUX FREDERIQUE	7	59.547	0.779	0.092	7	83,551
11	606	David Planko	SLO	TONY	SSC SPORTSTIL	4	59.931	1.163	0.384	4	83,015
12	604	Antoine Lemieux	CAN	SODI	LEMIEUX ANTOINE	3	1:00.189	1.421	0.258	3	82,660
13	698	Joshua Graham	GBR	SODI	ARGENTI KT LIMITED	3	1:00.252	1.484	0.063	3	82,573
14	601	Arthur Lorimier	FRA		LORIMIER	2	1:00.574	1.806	0.322	2	82,134
15	801	Hector Ramirez	CHI	SODI	RAMIREZ HECTOR	4	1:01.544	2.776	0.970	4	80,840
16	765	Spencer Brougham	GBR	SODI	JAMIE BROUGHAM	1	1:09.631	10.863	8.087	1	71,451
17	753	Junior Jonsson	SWE	SODI	JONSSON JUNIOR	1	1:13.398	14.630	3.767	1	67,784
18	729	Charlie Turner	GBR	SODI	TURNER CHARLIE	1	1:25.220	26.452	11.822	1	58,381

Rotax Euro Trophy Round 4 PFI

E20 Project

PFI 1,382 Km

Warm up

10.09.2023 08:00

Practice (7:00 Time) started at 8:00:03

Lap	Time of Day	Lap Tm	Diff	S1 Tm	S2 Tm	S3 Tm	Lap	Time of Day	Lap Tm	Diff	S1 Tm	S2 Tm	S3 Tm
(724) Daniel Cebula							(603) Frederique Lemieux						
1	8:01:29.452	1:05.920	+7.152	26.026	19.495	20.399	1	8:01:15.590	1:03.948	+4.493	23.289	19.775	20.884
2	8:02:29.528	1:00.076	+1.308	21.047	18.894	20.135	2	8:02:16.939	1:01.349	+1.894	21.646	19.338	20.365
3	8:03:29.090	59.562	+0.794	20.995	18.739	19.828	3	8:03:17.847	1:00.908	+1.453	21.333	19.209	20.366
4	8:04:28.904	59.814	+1.046	21.671	18.531	19.612	4	8:04:19.579	1:01.732	+2.277	22.566	19.009	20.157
5	8:05:27.907	59.003	+0.235	20.805	18.483	19.715	5	8:05:19.287	59.708	+0.253	20.916	18.890	19.902
6	8:06:26.675	58.768		20.586	18.372	19.810	6	8:06:18.742	59.455		20.752	18.822	19.881
							7	8:07:18.235	59.493	+0.038	20.853	18.734	19.906
(755) Mats Johan Overhoff							(606) David Planko						
1	8:01:31.335	1:07.944	+9.004	27.718	19.878	20.348	1	8:01:34.137	1:05.618	+5.687	25.068	19.980	20.570
2	8:02:32.072	1:00.737	+1.797	21.536	19.109	20.092	2	8:02:35.523	1:01.386	+1.455	21.812	19.101	20.473
3	8:03:32.446	1:00.374	+1.434	21.449	19.034	19.891	3	8:03:35.696	1:00.173	+0.242	21.366	18.902	19.905
4	8:04:32.114	59.668	+0.728	21.163	18.791	19.714	4	8:04:35.627	59.931				19.721
5	8:05:32.500	1:00.386	+1.446	20.930	19.192	20.264	(604) Antoine Lemieux						
6	8:06:32.941	1:00.441	+1.501	21.129	19.158	20.154	1	8:01:43.201	1:03.645	+3.456	23.338	19.412	20.895
7	8:07:31.881	58.940		20.809	18.571	19.560	2	8:02:43.984	1:00.783	+0.594	21.512	18.967	20.304
(602) Christopher Holst							(698) Joshua Graham						
1	8:01:33.448	1:05.069	+6.055	24.678	19.888	20.503	1	8:01:39.079	1:03.584	+3.332	23.101	19.978	20.505
2	8:02:33.843	1:00.395	+1.381	21.642	18.823	19.930	2	8:02:39.559	1:00.480	+0.228	21.499	18.922	20.059
3	8:03:33.477	59.634	+0.620	21.098	18.817	19.719	3	8:03:39.811	1:00.252		21.641	18.826	19.785
4	8:04:32.895	59.418	+0.404	21.232	18.531	19.655	(601) Arthur Lorimier						
5	8:05:32.835	59.940	+0.926	20.900	18.718	20.322	1	8:01:37.786	1:06.027	+5.453	24.823	20.182	21.022
6	8:06:32.374	59.539	+0.525	21.137	18.553	19.849	2	8:02:38.360	1:00.574		21.517	18.977	20.080
7	8:07:31.388	59.014		20.841	18.504	19.669	(801) Hector Ramirez						
(719) Victor Sundberg							(765) Spencer Brougham						
1	8:01:17.800	1:03.182	+4.134	23.495	19.426	20.261	1	8:01:33.408	1:09.631		28.429	20.551	20.651
2	8:02:18.422	1:00.622	+1.574	21.356	18.952	20.314	(753) Junior Jonsson						
3	8:03:18.600	1:00.178	+1.130	21.427	18.852	19.899	1	8:01:36.012	1:13.398		30.093	22.314	20.991
4	8:04:18.025	59.425	+0.377	20.955	18.623	19.847	(729) Charlie Turner						
5	8:05:17.215	59.190	+0.142	21.062	18.501	19.627	1	8:01:48.311	1:25.220				26.479
6	8:06:16.263	59.048		20.891	18.397	19.760	(725) Andrew Lloyd						
7	8:07:15.332	59.069	+0.021			19.727	1	8:01:16.560	1:03.744	+4.314	22.911	20.146	20.687
(607) Harrison Whitticombe							(721) Tijs Daems						
1	8:01:33.095	1:05.097	+6.028	24.950	19.635	20.512	1	8:01:36.461	1:11.472	+12.112	28.418	22.042	21.012
2	8:02:33.603	1:00.508	+1.439	21.430	18.961	20.117	2	8:02:39.975	1:03.514	+4.154	24.457	19.124	19.933
3	8:03:33.408	59.805	+0.736	21.248	18.721	19.836	3	8:03:39.335	59.360		21.129	18.590	19.641
4	8:04:32.477	59.069		20.839	18.506	19.724	(727) Cameron Crockett						
(720) Nils Lilja													
1	8:01:17.201	1:03.798	+4.519	23.302	19.846	20.650							
2	8:02:19.006	1:01.805	+2.526	21.900	19.521	20.384							
3	8:03:19.669	1:00.663	+1.384	21.735	18.896	20.032							
4	8:04:19.941	1:00.272	+0.993	21.365	18.876	20.031							
5	8:05:19.403	59.462	+0.183	21.169	18.505	19.788							
6	8:06:19.296	59.893	+0.614	21.139	18.792	19.962							
7	8:07:18.575	59.279		21.134	18.453	19.692							



Rotax Euro Trophy Round 4 PFI

E20 Project

PFI 1,382 Km

Prefinal

10.09.2023 11:50

Race (9:00 and 1 Laps) started at 11:52:17

Pos	No.	Name	Nat	Chassis	Raceteam	Laps	Total Tm	Diff	Best Tm	km/h	Points	Commer
1	753	Junior Jonsson	SWE	SODI	JONSSON JUNIOR	11	10:46.038		57.896	85,933	55	
2	724	Daniel Cebula	GBR		CEBULA DANIEL	11	10:46.977	0.939	57.910	85,913	52	
3	729	Charlie Turner	GBR	SODI	TURNER CHARLIE	11	10:47.182	1.144	57.961	85,837	50	
4	731	Phillip Loader	CHE	SODI	KSCA SODI EUROPE TEAM	11	10:49.948	3.910	58.174	85,523	49	
5	721	Tijs Daems	BEL		DAEMS RACING TEAM	11	10:51.126	5.088	58.126	85,593	48	
6	756	Tomasz Ibsen	POL		RS COMPETITION	11	10:51.283	5.245	57.706	86,216	47	+5sec
7	765	Spencer Brougham	GBR	SODI	JAMIE BROUGHAM	11	10:51.719	5.681	57.700	86,225	46	+5sec
8	719	Victor Sundberg	SWE	SODI	SUNDBERG VICTOR	11	10:52.075	6.037	58.278	85,370	45	
9	725	Andrew Lloyd	CAN		ANDY LLOYD	11	10:52.295	6.257	58.458	85,107	44	
10	720	Nils Lilja	SWE		LILJA NILS	11	10:53.032	6.994	58.662	84,811	43	
11	727	Cameron Crockett	GBR		CROCKETT CAMERON	11	10:55.664	9.626	58.218	85,458	42	+5sec
12	755	Mats Johan Overhoff	GER		KRAFT MOTORSPORT	11	10:56.652	10.614	58.437	85,138	41	+5sec
13	805	Gilberto Loader	CHE	SODI	KSCA SODI EUROPE TEAM	11	11:03.584	17.546	58.956	84,388	55	+5sec
14	801	Hector Ramirez	CHI	SODI	RAMIREZ HECTOR	11	11:03.645	17.607	59.194	84,049	52	
15	607	Harrison Whitticombe	GBR	KR	STEVE JAMES	11	11:15.655	29.617	57.953	85,849	55	
16	602	Christopher Holst	CHE	SODI	KART-SHOP CARIGIET	11	11:15.929	29.891	58.101	85,630	52	
17	604	Antoine Lemieux	CAN	SODI	LEMIEUX ANTOINE	11	11:16.263	30.225	57.975	85,816	50	
18	698	Joshua Graham	GBR	SODI	ARGENTI KT LIMITED	11	11:20.366	34.328	58.016	85,756	49	+5sec
19	603	Frederique Lemieux	CAN	SODI	LEMIEUX FREDERIQUE	11	11:21.122	35.084	58.735	84,706	48	
20	601	Arthur Lorimier	FRA		LORIMIER	11	11:21.390	35.352	58.025	85,742	47	+5sec
21	606	David Planko	SLO	TONY	SSC SPORTSTIL	11	11:25.030	38.992	58.537	84,992	46	+5sec
22	803	Cas Poldermans	NLD		POLDERMANS CAS	11	11:39.675	53.637	1:00.616	82,077	50	
Not classified												
DNS	732	George Holbrook	GBR	SODI	HOLBROOK GEORGE			DNS		-	0	
DNS	887	Andreas Matis	GER	SODI	KARTODROM GERMANY			DNS		-	0	

Announcements

These results are provisional until the conclusion of any judicial and technical matters!

#756 +5 sec. time penalty (pushing)

#606; 601; 698; 805; 727; 755; 765 +5 sec. time penalty (front fairing)

Margin of Victory	Ø km/h	Best Lap Tm	km/h	Best Lap by
0.939	84,712	57.700	86,225	765 - Spencer Brougham

Rotax Euro Trophy Round 4 PFI

E20 Project

PFI 1,382 Km

Prefinal

10.09.2023 11:50

Race (9:00 and 1 Laps) started at 11:52:17

Pos	No.	Name	Nat	Chassis	Raceteam	Laps	Total Tm	Diff	Best Tm	km/h	Points	Commer
E20 Project Junior												
1	607	Harrison Whitticombe	GBR	KR	STEVE JAMES	11	11:15.655		57.953	85,849	55	
2	602	Christopher Holst	CHE	SODI	KART-SHOP CARIGIET	11	11:15.929	0.274	58.101	85,630	52	
3	604	Antoine Lemieux	CAN	SODI	LEMIEUX ANTOINE	11	11:16.263	0.608	57.975	85,816	50	
4	698	Joshua Graham	GBR	SODI	ARGENTI KT LIMITED	11	11:20.366	4.711	58.016	85,756	49	+5sec
5	603	Frederique Lemieux	CAN	SODI	LEMIEUX FREDERIQUE	11	11:21.122	5.467	58.735	84,706	48	
6	601	Arthur Lorimier	FRA		LORIMIER	11	11:21.390	5.735	58.025	85,742	47	+5sec
7	606	David Planko	SLO	TONY	SSC SPORTSTIL	11	11:25.030	9.375	58.537	84,992	46	+5sec

E20 Project Master

1	805	Gilberto Locker	CHE	SODI	KSCA SODI EUROPE TEAM	11	11:03.584		58.956	84,388	55	+5sec
2	801	Hector Ramirez	CHI	SODI	RAMIREZ HECTOR	11	11:03.645	0.061	59.194	84,049	52	
3	803	Cas Poldermans	NLD		POLDERMANS CAS	11	11:39.675	36.091	1:00.616	82,077	50	

Not classified

DNS	887	Andreas Matis	GER	SODI	KARTODROM GERMANY			DNS		-	0	
-----	-----	---------------	-----	------	-------------------	--	--	-----	--	---	---	--

E20 Project Senior

1	753	Junior Jonsson	SWE	SODI	JONSSON JUNIOR	11	10:46.038		57.896	85,933	55	
2	724	Daniel Cebula	GBR		CEBULA DANIEL	11	10:46.977	0.939	57.910	85,913	52	
3	729	Charlie Turner	GBR	SODI	TURNER CHARLIE	11	10:47.182	1.144	57.961	85,837	50	
4	731	Phillip Locker	CHE	SODI	KSCA SODI EUROPE TEAM	11	10:49.948	3.910	58.174	85,523	49	
5	721	Tijs Daems	BEL		DAEMS RACING TEAM	11	10:51.126	5.088	58.126	85,593	48	
6	756	Tomasz Ibsen	POL		RS COMPETITION	11	10:51.283	5.245	57.706	86,216	47	+5sec
7	765	Spencer Brougham	GBR	SODI	JAMIE BROUGHAM	11	10:51.719	5.681	57.700	86,225	46	+5sec
8	719	Victor Sundberg	SWE	SODI	SUNDBERG VICTOR	11	10:52.075	6.037	58.278	85,370	45	
9	725	Andrew Lloyd	CAN		ANDY LLOYD	11	10:52.295	6.257	58.458	85,107	44	
10	720	Nils Lilja	SWE		LILJA NILS	11	10:53.032	6.994	58.662	84,811	43	
11	727	Cameron Crockett	GBR		CROCKETT CAMERON	11	10:55.664	9.626	58.218	85,458	42	+5sec
12	755	Mats Johan Overhoff	GER		KRAFT MOTORSPORT	11	10:56.652	10.614	58.437	85,138	41	+5sec

Not classified

DNS	732	George Holbrook	GBR	SODI	HOLBROOK GEORGE			DNS		-	0	
-----	-----	-----------------	-----	------	-----------------	--	--	-----	--	---	---	--

Announcements

These results are provisional until the conclusion of any judicial and technical matters!
 #756 +5 sec. time penalty (pushing)
 #606; 601; 698; 805; 727; 755; 765; 601 +5 sec. time penalty (front fairing)

Margin of Victory	Ø km/h	Best Lap Tm	km/h	Best Lap by
0.939	84,712	57.700	86,225	765 - Spencer Brougham



Rotax Euro Trophy Round 4 PFI

E20 Project

PFI 1,382 Km

Prefinal

10.09.2023 11:50

Race (9:00 and 1 Laps) started at 11:52:17

Lap	Time of Day	Lap Tm	Diff	S1 Tm	S2 Tm	S3 Tm	Lap	Time of Day	Lap Tm	Diff	S1 Tm	S2 Tm	S3 Tm
7	11:59:42.357	58.824	+0.287	20.977	18.341	19.506							
8	12:00:41.165	58.808	+0.271	20.873	18.330	19.605							
9	12:01:39.939	58.774	+0.237	20.854	18.323	19.597							
10	12:02:38.613	58.674	+0.137	20.760	18.273	19.641							
11	12:03:37.150	58.537		20.811	18.217	19.509							

(803) Cas Poldermans

1	11:53:22.849	1:02.364	+1.748	22.847	19.312	20.205
2	11:54:23.928	1:01.079	+0.463	21.852	18.958	20.269
3	11:55:24.660	1:00.732	+0.116	21.790	18.472	20.470
4	11:56:25.276	1:00.616		21.626	18.820	20.170
5	11:57:26.073	1:00.797	+0.181	21.535	18.971	20.291
6	11:58:27.169	1:01.096	+0.480	21.362	18.804	20.930
7	11:59:30.061	1:02.892	+2.276	22.154	19.489	21.249
8	12:00:33.923	1:03.862	+3.246	22.505	19.877	21.480
9	12:01:42.511	1:08.588	+7.972	23.247	22.402	22.939
10	12:02:48.629	1:06.118	+5.502	23.310	20.664	22.144
11	12:03:56.795	1:08.166	+7.550	23.793	21.387	22.986



Rotax Euro Trophy Round 4 PFI

Lapchart

E20 Project

PFI 1,382 Km

Prefinal

10.09.2023 11:50

Race (9:00 and 1 Laps) started at 11:52:17

Competitors	Laps											
	0	1	2	3	4	5	6	7	8	9	10	11
Charlie Turner (729)	1	729	721	721	721	721	721	721	753	756	753	753
Tijs Daems (721)	2	721	729	729	729	753	753	753	756	756	753	756
Spencer Brougham (765)	3	765	753	753	753	756	756	756	753	724	765	765
Cameron Crockett (727)	4	727	756	756	756	765	765	765	765	724	724	724
Junior Jonsson (753)	5	753	755	765	765	724	724	724	724	721	727	727
Tomasz Ibsen (756)	6	756	765	755	724	755	755	719	719	719	721	721
Mats Johan Overhoff (755)	7	755	724	724	755	719	719	727	727	727	719	755
Andrew Lloyd (725)	8	725	719	719	719	727	727	755	755	755	719	719
Victor Sundberg (719)	9	719	720	720	727	720	720	720	720	725	725	725
Daniel Cebula (724)	10	724	727	727	720	725	725	725	725	720	720	720
Nils Lilja (720)	11	720	725	725	725	805	805	805	805	805	805	805
Phillip Loacker (731)	12	731	803	805	805	801	801	801	801	801	801	801
Gilberto Loacker (805)	13	805	805	803	801	803	803	803	803	803	698	698
Cas Poldermans (803)	14	803	801	801	803	602	602	602	698	698	602	602
Hector Ramirez (801)	15	801	698	698	602	698	698	698	602	604	604	604
Harrison Whitticombe (607)	16	607	602	602	698	604	604	604	604	602	606	606
Joshua Graham (698)	17	698	604	604	604	603	603	606	606	606	603	603
Christopher Holst (602)	18	602	603	603	603	606	606	603	603	603	803	803
Antoine Lemieux (604)	19	604	606	606	606	729	729	729	729	729	729	729
David Planko (606)	20	606	731	731	731	731	731	731	731	731	731	731
Frederique Lemieux (603)	21	603	607	607	607	607	607	607	607	607	607	607
Arthur Lorimier (601)	22	601	601	601	601	601	601	601	601	601	601	601
-	23											
-	24											



Rotax Euro Trophy Round 4 PFI

E20 Project

PFI 1,382 Km


Final

10.09.2023 14:30

Race (9:00 and 1 Laps)

14	606 David Planko 27	
13	603 Frederique Lemieux 25	601 Arthur Lorimier 26
12	604 Antoine Lemieux 23	698 Joshua Graham 24
11	607 Harrison Whitticombe 21	602 Christopher Holst 22
10		20
9	887 Andreas Matis 17	18
8	803 Cas Poldermans 15	732 George Holbrook 16
7	805 Gilberto Loacker 13	801 Hector Ramirez 14
6	727 Cameron Crockett 11	755 Mats Johan Overhoff 12
5	725 Andrew Lloyd 9	720 Nils Lilja 10
4	765 Spencer Brougham 7	719 Victor Sundberg 8
3	721 Tijs Daems 5	756 Tomasz Ibsen 6
2	729 Charlie Turner 3	731 Phillip Loacker 4
1	753 Junior Jonsson 1	724 Daniel Cebula 2

POLE POSITION 1



Rotax Euro Trophy Round 4 PFI

E20 Project

PFI 1,382 Km

Final

10.09.2023 14:30

-NEW II-

Race (8:00 and 1 Laps) started at 14:32:20

Pos	No.	Name	Nat	Chassis	Raceteam	Laps	Total Tm	Diff	Best Tm	km/h	Points	Commer
1	765	Spencer Brougham	GBR	SODI	JAMIE BROUGHAM	10	9:48.940		58.188	85,502	55	
2	756	Tomasz Ibsen	POL		RS COMPETITION	10	9:49.667	0.727	57.949	85,855	52	
3	729	Charlie Turner	GBR	SODI	TURNER CHARLIE	10	9:50.043	1.103	58.409	85,179	50	
4	753	Junior Jonsson	SWE	SODI	JONSSON JUNIOR	10	9:50.732	1.792	58.361	85,249	49	
5	721	Tijs Daems	BEL		DAEMS RACING TEAM	10	9:51.742	2.802	58.214	85,464	48	
6	755	Mats Johan Overhoff	GER		KRAFT MOTORSPORT	10	9:53.780	4.840	58.534	84,997	47	
7	725	Andrew Lloyd	CAN		ANDY LLOYD	10	9:54.817	5.877	58.696	84,762	46	
8	719	Victor Sundberg	SWE	SODI	SUNDBERG VICTOR	10	9:55.331	6.391	58.379	85,222	45	
9	720	Nils Lilja	SWE		LILJA NILS	10	9:55.514	6.574	58.694	84,765	44	
10	724	Daniel Cebula	GBR		CEBULA DANIEL	10	9:55.581	6.641	58.208	85,473	43	+5sec
11	727	Cameron Crockett	GBR		CROCKETT CAMERON	10	9:55.822	6.882	58.607	84,891	42	
12	731	Phillip Loacker	CHE	SODI	KSCA SODI EUROPE TEAM	10	9:56.015	7.075	58.126	85,593	41	+5sec
13	887	Andreas Matis	GER	SODI	KARTODROM GERMANY	10	10:00.396	11.456	58.950	84,397	55	
14	801	Hector Ramirez	CHI	SODI	RAMIREZ HECTOR	10	10:04.906	15.966	59.416	83,735	52	
15	805	Gilberto Loacker	CHE	SODI	KSCA SODI EUROPE TEAM	10	10:10.543	21.603	59.025	84,290	50	
16	803	Cas Poldermans	NLD		POLDERMANS CAS	10	10:10.808	21.868	59.862	83,111	49	
17	698	Joshua Graham	GBR	SODI	ARGENTI KT LIMITED	10	10:15.264	26.324	58.163	85,539	55	
18	602	Christopher Holst	CHE	SODI	KART-SHOP CARIGIET	10	10:16.091	27.151	58.174	85,523	52	
19	607	Harrison Whitticombe	GBR	KR	STEVE JAMES	10	10:16.399	27.459	58.164	85,537	50	
20	601	Arthur Lorimier	FRA		LORIMIER	10	10:16.745	27.805	58.018	85,753	49	
21	603	Frederique Lemieux	CAN	SODI	LEMIEUX FREDERIQUE	10	10:27.015	38.075	58.961	84,381	48	
22	604	Antoine Lemieux	CAN	SODI	LEMIEUX ANTOINE	10	10:30.866	41.926	58.488	85,064	47	+5sec
23	732	George Holbrook	GBR	SODI	HOLBROOK GEORGE					-	40	

Not classified

EXC	606	David Planko	SLO	TONY	SSC SPORTSTIL	10	10:36.788	EXC	58.774	84,650	0	+10sec
-----	-----	--------------	-----	------	---------------	----	-----------	-----	--------	--------	---	--------

Announcements

These results are provisional until the conclusion of any judicial and technical matters!

#606 +5 sec. time penalty (blocking)

#724 +5 sec. time penalty (pushing)

#604; 606; 731 +5 sec. time penalty (front fairing)

#606 disqualification (sporting matters)

Margin of Victory	Ø km/h	Best Lap Tm	km/h	Best Lap by
0.727	84,477	57.949	85,855	756 - Tomasz Ibsen

Rotax Euro Trophy Round 4 PFI

E20 Project

PFI 1,382 Km

Final

10.09.2023 14:30

-NEW II-

Race (8:00 and 1 Laps) started at 14:32:20

Pos	No.	Name	Nat	Chassis	Raceteam	Laps	Total Tm	Diff	Best Tm	km/h	Points	Commer
E20 Project Junior												
1	698	Joshua Graham	GBR	SODI	ARGENTI KT LIMITED	10	10:15.264		58.163	85,539	55	
2	602	Christopher Holst	CHE	SODI	KART-SHOP CARIGIET	10	10:16.091	0.827	58.174	85,523	52	
3	607	Harrison Whitticombe	GBR	KR	STEVE JAMES	10	10:16.399	1.135	58.164	85,537	50	
4	601	Arthur Lorimier	FRA		LORIMIER	10	10:16.745	1.481	58.018	85,753	49	
5	603	Frederique Lemieux	CAN	SODI	LEMIEUX FREDERIQUE	10	10:27.015	11.751	58.961	84,381	48	
6	604	Antoine Lemieux	CAN	SODI	LEMIEUX ANTOINE	10	10:30.866	15.602	58.488	85,064	47	+5sec
Not classified												
EXC	606	David Planko	SLO	TONY	SSC SPORTSTIL	10	10:36.788	EXC	58.774	84,650	0	+10sec
E20 Project Master												
1	887	Andreas Matis	GER	SODI	KARTODROM GERMANY	10	10:00.396		58.950	84,397	55	
2	801	Hector Ramirez	CHI	SODI	RAMIREZ HECTOR	10	10:04.906	4.510	59.416	83,735	52	
3	805	Gilberto Loacker	CHE	SODI	KSCA SODI EUROPE TEAM	10	10:10.543	10.147	59.025	84,290	50	
4	803	Cas Poldermans	NLD		POLDERMANS CAS	10	10:10.808	10.412	59.862	83,111	49	
E20 Project Senior												
1	765	Spencer Brougham	GBR	SODI	JAMIE BROUGHAM	10	9:48.940		58.188	85,502	55	
2	756	Tomasz Ibsen	POL		RS COMPETITION	10	9:49.667	0.727	57.949	85,855	52	
3	729	Charlie Turner	GBR	SODI	TURNER CHARLIE	10	9:50.043	1.103	58.409	85,179	50	
4	753	Junior Jonsson	SWE	SODI	JONSSON JUNIOR	10	9:50.732	1.792	58.361	85,249	49	
5	721	Tijs Daems	BEL		DAEMS RACING TEAM	10	9:51.742	2.802	58.214	85,464	48	
6	755	Mats Johan Overhoff	GER		KRAFT MOTORSPORT	10	9:53.780	4.840	58.534	84,997	47	
7	725	Andrew Lloyd	CAN		ANDY LLOYD	10	9:54.817	5.877	58.696	84,762	46	
8	719	Victor Sundberg	SWE	SODI	SUNDBERG VICTOR	10	9:55.331	6.391	58.379	85,222	45	
9	720	Nils Lilja	SWE		LILJA NILS	10	9:55.514	6.574	58.694	84,765	44	
10	724	Daniel Cebula	GBR		CEBULA DANIEL	10	9:55.581	6.641	58.208	85,473	43	+5sec
11	727	Cameron Crockett	GBR		CROCKETT CAMERON	10	9:55.822	6.882	58.607	84,891	42	
12	731	Phillip Loacker	CHE	SODI	KSCA SODI EUROPE TEAM	10	9:56.015	7.075	58.126	85,593	41	+5sec
13	732	George Holbrook	GBR	SODI	HOLBROOK GEORGE					-	40	

Announcements

These results are provisional until the conclusion of any judicial and technical matters!

#606 +5 sec. time penalty (blocking)

#724 +5 sec. time penalty (pushing)

#604; 606; 731 +5 sec. time penalty (front fairing)

#606 disqualification (sporting matters)

Margin of Victory	Ø km/h	Best Lap Tm	km/h	Best Lap by
0.727	84,477	57.949	85,855	756 - Tomasz Ibsen

Official Timing camp-company.de / mwraceconsulting.com

Orbits

Timekeeping Julia. Jäger:

Clerk of the course Thomas Lainer:

www.mylaps.com

Steward (Chairman) Wim Cools:

Chief Scrutineer Paul Klaassen:

Licensed to: MW Race Consulting

Printed: 10.09.2023 15:53:35

posted at: h

Rotax Euro Trophy Round 4 PFI

E20 Project

PFI 1,382 Km

Final

10.09.2023 14:30

Race (8:00 and 1 Laps) started at 14:32:20

Lap	Time of Day	Lap Tm	Diff	S1 Tm	S2 Tm	S3 Tm	Lap	Time of Day	Lap Tm	Diff	S1 Tm	S2 Tm	S3 Tm
(765) Spencer Brougham							7	14:39:15.874	59.396	+1.182	21.035	18.508	19.853
1	14:33:23.438	1:01.552	+3.364			19.717	8	14:40:14.445	58.571	+0.357	20.699	18.317	19.555
2	14:34:21.746	58.308	+0.120	20.586	18.251	19.471	9	14:41:13.019	58.574	+0.360	20.602	18.456	19.516
3	14:35:19.934	58.188		20.603	18.096	19.489	10	14:42:12.102	59.083	+0.869	20.990	18.097	19.996
4	14:36:18.385	58.451	+0.263	20.568	18.276	19.607	(755) Mats Johan Overhoff						
5	14:37:16.659	58.274	+0.086	20.486	18.175	19.613	1	14:33:25.069	1:02.542	+4.008	23.340	19.067	20.135
6	14:38:15.503	58.844	+0.656			19.543	2	14:34:24.142	59.073	+0.539			19.492
7	14:39:13.966	58.463	+0.275			19.572	3	14:35:23.059	58.917	+0.383	21.069	18.344	19.504
8	14:40:12.449	58.483	+0.295	20.596	18.291	19.596	4	14:36:22.047	58.988	+0.454	20.960	18.338	19.690
9	14:41:10.970	58.521	+0.333	20.516	18.279	19.726	5	14:37:20.711	58.664	+0.130	20.754	18.332	19.578
10	14:42:09.300	58.330	+0.142	20.607	18.280	19.443	6	14:38:19.245	58.534		20.739	18.349	19.446
(756) Tomasz Ibsen							7	14:40:16.728	1:57.483	+58.949	20.840	18.409	19.545
1	14:33:24.451	1:02.961	+5.012			20.264	8	14:41:15.327	58.599	+0.065	20.781	18.311	19.507
2	14:34:23.065	58.614	+0.665	20.881	18.062	19.671	9	14:42:14.140	58.813	+0.279	20.751	18.216	19.846
3	14:35:21.095	58.030	+0.081	20.509	18.057	19.464	(725) Andrew Lloyd						
4	14:36:19.177	58.082	+0.133	20.583	18.045	19.454	1	14:34:23.515	59.220	+0.524			19.675
5	14:37:17.126	57.949		20.479	18.096	19.374	2	14:35:22.211	58.696		20.655	18.342	19.699
6	14:38:16.322	59.196	+1.247	21.046	18.615	19.535	3	14:36:20.982	58.771	+0.075	20.746	18.355	19.670
7	14:39:15.046	58.724	+0.775	20.669	18.555	19.500	4	14:37:19.927	58.945	+0.249	20.751	18.320	19.874
8	14:40:13.179	58.133	+0.184	20.560	18.207	19.366	5	14:38:19.000	59.073	+0.377	20.776	18.533	19.764
9	14:42:10.027	1:56.848	+58.899	20.634	18.228	19.439	6	14:39:17.983	58.983	+0.287	20.884	18.345	19.754
(729) Charlie Turner							7	14:40:17.137	59.154	+0.458	20.872	18.576	19.706
1	14:33:22.527	1:01.403	+2.994			19.760	8	14:41:16.022	58.885	+0.189	20.834	18.325	19.726
2	14:34:21.003	58.476	+0.067	20.739	18.164	19.573	9	14:42:15.177	59.155	+0.459			19.816
3	14:35:19.444	58.441	+0.032			19.561	(719) Victor Sundberg						
4	14:36:18.118	58.674	+0.265			19.615	1	14:33:24.952	1:02.918	+4.539	23.641	19.031	20.246
5	14:37:16.527	58.409		20.509	18.267	19.633	2	14:34:24.003	59.051	+0.672	21.136	18.309	19.606
6	14:38:15.861	59.334	+0.925	20.870	18.794	19.670	3	14:35:23.968	59.965	+1.586	21.541	18.865	19.559
7	14:39:14.294	58.433	+0.024			19.685	4	14:36:22.864	58.896	+0.517	20.837	18.299	19.760
8	14:40:12.818	58.524	+0.115			19.628	5	14:37:21.306	58.442	+0.063			19.552
9	14:41:11.558	58.740	+0.331	20.733	18.326	19.681	6	14:38:20.473	59.167	+0.788	20.768	18.167	20.232
10	14:42:10.403	58.845	+0.436	20.966	18.359	19.520	7	14:39:19.719	59.246	+0.867			19.607
(753) Junior Jonsson							8	14:40:18.369	58.650	+0.271	20.773	18.116	19.761
1	14:33:22.421	1:02.061	+3.700			20.067	9	14:41:16.748	58.379		20.593	18.271	19.515
2	14:34:20.782	58.361		20.654	18.120	19.587	10	14:42:15.691	58.943	+0.564	20.721	18.335	19.887
3	14:35:19.620	58.838	+0.477			19.585	(720) Nils Lilja						
4	14:36:18.259	58.639	+0.278	20.639	18.381	19.619	1	14:33:24.855	1:02.560	+3.866	22.959	19.066	20.535
5	14:37:16.812	58.553	+0.192	20.726	18.265	19.562	2	14:34:23.767	58.912	+0.218	20.887	18.355	19.670
6	14:39:15.286	1:58.474	+1:00.113	21.196	18.436	19.642	3	14:35:23.025	59.258	+0.564	21.267	18.183	19.808
7	14:40:13.930	58.644	+0.283	20.589	18.503	19.552	4	14:36:22.412	59.387	+0.693			19.718
8	14:41:12.482	58.552	+0.191	20.835	18.169	19.548	5	14:37:21.159	58.747	+0.053	20.757	18.425	19.565
9	14:42:11.092	58.610	+0.249	20.566	18.278	19.766	6	14:38:20.209	59.050	+0.356	20.787	18.422	19.841
(731) Phillip Loacker							7	14:39:18.912	58.703	+0.009	20.799	18.262	19.642
1	14:33:23.910	1:02.830	+4.704			19.953	8	14:40:17.778	58.866	+0.172	20.850	18.287	19.729
2	14:34:22.689	58.779	+0.653			19.589	9	14:41:16.472	58.694		20.779	18.259	19.656
3	14:35:20.992	58.303	+0.177	20.596	18.232	19.475	10	14:42:15.874	59.402	+0.708	20.857	18.350	20.195
4	14:36:19.818	58.826	+0.700	20.883	18.133	19.810	(727) Cameron Crockett						
5	14:37:18.086	58.268	+0.142			19.556	1	14:33:25.486	1:02.805	+4.198	23.414	18.947	20.444
6	14:38:16.793	58.707	+0.581	20.692	18.332	19.683	2	14:34:24.544	59.058	+0.451			19.698
7	14:39:15.676	58.883	+0.757			19.825	3	14:35:23.901	59.357	+0.750	20.941	18.776	19.640
8	14:40:14.808	59.132	+1.006	20.823	18.514	19.795	4	14:36:22.667	58.766	+0.159	20.739	18.337	19.690
9	14:41:13.249	58.441	+0.315			19.623	5	14:37:21.730	59.063	+0.456			19.693
10	14:42:11.375	58.126		20.555	18.119	19.452	6	14:38:20.545	58.815	+0.208	20.530	18.338	19.947
(721) Tijjs Daems							7	14:39:20.268	59.723	+1.116	21.168	18.836	19.719
1	14:33:22.802	1:01.328	+3.114	23.018	18.568	19.742	8	14:40:18.875	58.607		20.548	18.197	19.862
2	14:34:21.559	58.757	+0.543	21.049	18.258	19.450	9	14:41:17.535	58.660	+0.053	20.665	18.296	19.699
3	14:35:20.226	58.667	+0.453	20.964	18.223	19.480	10	14:42:16.182	58.647	+0.040			19.615
4	14:36:19.653	59.427	+1.213	20.738	18.385	20.304	(887) Andreas Matis						
5	14:37:17.867	58.214		20.529	18.226	19.459	1	14:33:26.225	1:02.786	+3.836	23.772	19.003	20.011
6	14:38:16.478	58.611	+0.397	20.623	18.444	19.544	2	14:34:26.450	1:00.225	+1.275			20.334



Rotax Euro Trophy Round 4 PFI

E20 Project

PFI 1,382 Km

Final

10.09.2023 14:30

Race (8:00 and 1 Laps) started at 14:32:20

Lap	Time of Day	Lap Tm	Diff	S1 Tm	S2 Tm	S3 Tm	Lap	Time of Day	Lap Tm	Diff	S1 Tm	S2 Tm	S3 Tm
3	14:35:26.030	59.580	+0.630	21.199	18.626	19.755	10	14:42:35.624	58.378	+0.215	20.754	18.117	19.507
4	14:36:24.980	58.950				19.547	(602) Christopher Holst						
5	14:37:24.075	59.095	+0.145	20.859	18.471	19.765	1	14:33:48.881	1:01.816	+3.642	23.613	18.288	19.915
6	14:38:23.279	59.204	+0.254	20.923	18.501	19.780	2	14:34:47.405	58.524	+0.350	20.718	18.212	19.594
7	14:39:22.641	59.362	+0.412	21.034	18.574	19.754	3	14:35:45.756	58.351	+0.177	20.642	18.082	19.627
8	14:40:21.901	59.260	+0.310	20.907	18.598	19.755	4	14:36:44.134	58.378	+0.204	20.743	18.190	19.445
9	14:41:21.322	59.421	+0.471	21.092	18.529	19.800	5	14:37:42.308	58.174		20.605	17.965	19.604
10	14:42:20.756	59.434	+0.484			20.014	6	14:38:40.484	58.176	+0.002	20.537	18.210	19.429
(724) Daniel Cebula							7	14:39:40.358	59.874	+1.700	20.705	19.019	20.150
1	14:33:22.679	1:02.276	+4.068	23.148	18.708	20.420	8	14:40:39.411	59.053	+0.879			19.528
2	14:34:21.291	58.612	+0.404	20.919	18.145	19.548	9	14:41:37.665	58.254	+0.080	20.803	17.943	19.508
3	14:35:19.766	58.475	+0.267	20.422	18.433	19.620	10	14:42:36.451	58.786	+0.612	20.768	18.218	19.800
4	14:36:19.041	59.275	+1.067	21.085	18.580	19.610	(607) Harrison Whitticombe						
5	14:37:17.545	58.504	+0.296	20.696	18.225	19.583	1	14:34:46.461	58.492	+0.328	20.833	18.254	19.405
6	14:38:15.981	58.436	+0.228	20.550	18.461	19.425	2	14:35:44.708	58.247	+0.083	20.696	18.112	19.439
7	14:39:15.541	59.560	+1.352			20.047	3	14:36:42.872	58.164		20.698	18.063	19.403
8	14:40:14.081	58.540	+0.332	20.401	18.524	19.615	4	14:37:41.520	58.648	+0.484			19.355
9	14:41:12.733	58.652	+0.444	20.767	18.297	19.588	5	14:38:40.049	58.529	+0.365	20.758	18.253	19.518
10	14:42:10.941	58.208				19.526	6	14:39:40.515	1:00.466	+2.302	20.882	19.262	20.322
(801) Hector Ramirez							7	14:40:39.686	59.171	+1.007	21.102	18.435	19.634
1	14:33:26.977	1:03.773	+4.357			20.439	8	14:41:37.997	58.311	+0.147	20.655	18.173	19.483
2	14:34:26.760	59.783	+0.367	21.275	18.368	20.140	9	14:42:36.759	58.762	+0.598	20.764	18.057	19.941
3	14:35:26.462	59.702	+0.286	21.265	18.526	19.911	(601) Arthur Lorimier						
4	14:36:25.980	59.518	+0.102			19.804	1	14:33:49.383	1:01.244	+3.226	23.192	18.514	19.538
5	14:37:25.396	59.416		21.123	18.319	19.974	2	14:34:47.871	58.488	+0.470	20.914	18.204	19.370
6	14:38:24.840	59.444	+0.028	21.149	18.425	19.870	3	14:35:45.889	58.018		20.643	18.038	19.337
7	14:39:24.549	59.709	+0.293	21.172	18.486	20.051	4	14:36:44.433	58.544	+0.526	21.092	18.037	19.415
8	14:40:24.087	59.538	+0.122			19.967	5	14:37:42.676	58.243	+0.225	20.711	18.120	19.412
9	14:41:23.868	59.781	+0.365	21.203	18.601	19.977	6	14:38:40.970	58.294	+0.276	20.787	18.089	19.418
10	14:42:25.266	1:01.398	+1.982	21.525	18.609	21.264	7	14:39:40.764	59.794	+1.776	20.762	18.713	20.319
(805) Gilberto Loacker							8	14:40:39.952	59.188	+1.170	21.300	18.251	19.637
1	14:34:26.392	1:00.251	+1.226			20.474	9	14:41:38.383	58.431	+0.413	20.831	18.132	19.468
2	14:35:25.489	59.097	+0.072	20.916	18.443	19.738	10	14:42:37.105	58.722	+0.704	20.836	18.399	19.487
3	14:36:24.514	59.025		20.984	18.475	19.566	(603) Frederique Lemieux						
4	14:37:23.619	59.105	+0.080	21.056	18.414	19.635	1	14:33:50.177	1:02.026	+3.065	23.129	19.193	19.704
5	14:38:32.336	1:08.717	+9.692	30.463	18.552	19.702	2	14:34:49.813	59.636	+0.675	21.274	18.606	19.756
6	14:39:31.596	59.260	+0.235	21.077	18.506	19.677	3	14:35:49.213	59.400	+0.439	20.891	18.501	20.008
7	14:40:30.789	59.193	+0.168	21.020	18.452	19.721	4	14:36:48.944	59.731	+0.770	21.257	18.664	19.810
8	14:41:30.709	59.920	+0.895	21.050	18.715	20.155	5	14:37:47.905	58.961		21.130	18.254	19.577
9	14:42:30.903	1:00.194	+1.169	21.624	18.367	20.203	6	14:38:47.681	59.776	+0.815	21.006	18.647	20.123
(803) Cas Poldermans							7	14:39:47.484	59.803	+0.842	21.590	18.416	19.797
1	14:33:26.747	1:03.482	+3.620	23.381	19.270	20.831	8	14:40:46.916	59.432	+0.471	21.256	18.317	19.859
2	14:34:27.931	1:01.184	+1.322	21.303	19.398	20.483	9	14:41:47.396	1:00.480	+1.519	21.258	18.952	20.270
3	14:35:28.106	1:00.175	+0.313	21.259	18.683	20.233	10	14:42:47.375	59.979	+1.018	21.445	18.302	20.232
4	14:36:27.968	59.862		21.238	18.355	20.269	(604) Antoine Lemieux						
5	14:37:28.365	1:00.397	+0.535	21.427	18.745	20.225	1	14:33:49.966	1:02.281	+3.793	23.504	19.169	19.608
6	14:38:28.707	1:00.342	+0.480	21.380	18.724	20.238	2	14:34:49.581	59.615	+1.127	21.006	18.946	19.663
7	14:39:29.389	1:00.682	+0.820	21.808	18.668	20.206	3	14:35:48.736	59.155	+0.667	20.713	18.715	19.727
8	14:40:29.941	1:00.552	+0.690	21.577	18.793	20.182	4	14:36:48.775	1:00.039	+1.551	21.507	18.773	19.759
9	14:41:30.491	1:00.550	+0.688	21.528	18.893	20.129	5	14:37:47.263	58.488		20.728	18.261	19.499
10	14:42:31.168	1:00.677	+0.815	21.614	18.397	20.666	6	14:38:47.297	1:00.034	+1.546	21.418	18.676	19.940
(698) Joshua Graham							7	14:39:47.145	59.848	+1.360	21.600	18.611	19.637
1	14:33:48.516	1:00.806	+2.643	23.289	18.057	19.460	8	14:40:46.589	59.444	+0.956	21.376	18.402	19.666
2	14:34:46.679	58.163		20.729	18.126	19.308	9	14:41:47.001	1:00.412	+1.924	21.240	19.083	20.089
3	14:35:44.940	58.261	+0.098	20.674	18.110	19.477	10	14:42:46.226	59.225	+0.737	21.408	18.056	19.761
4	14:36:43.224	58.284	+0.121	20.758	18.057	19.469	(606) David Planko						
5	14:37:41.697	58.473	+0.310			19.429	1	14:33:49.753	1:01.062	+2.288	22.742	18.672	19.648
6	14:38:40.164	58.467	+0.304	20.773	18.266	19.428	2	14:34:49.322	59.569	+0.795	21.291	18.729	19.549
7	14:39:40.138	59.974	+1.811	20.887	19.060	20.027	3	14:35:48.675	59.353	+0.579	20.850	18.661	19.842
8	14:40:39.043	58.905	+0.742	21.171	18.353	19.381	4	14:36:48.428	59.753	+0.979	21.262	18.790	19.701
9	14:41:37.246	58.203	+0.040	20.805	17.910	19.488							



Rotax Euro Trophy Round 4 PFI

E20 Project

PFI 1,382 Km

Final

10.09.2023 14:30

Race (8:00 and 1 Laps) started at 14:32:20

Lap	Time of Day	Lap Tm	Diff	S1 Tm	S2 Tm	S3 Tm	Lap	Time of Day	Lap Tm	Diff	S1 Tm	S2 Tm	S3 Tm
5	14:37:47.202	58.774		20.878	18.331	19.565							
6	14:39:47.073	1:59.871	+1:01.097	1:21.618	18.475	19.778							
7	14:40:46.464	59.391	+0.617	21.168	18.516	19.707							
8	14:41:47.081	1:00.617	+1.843	21.198	19.157	20.262							
9	14:42:47.148	1:00.067	+1.293	21.557	18.364	20.146							

Rotax Euro Trophy Round 4 PFI

Lapchart

E20 Project

PFI 1,382 Km

Final

10.09.2023 14:30

Race (8:00 and 1 Laps) started at 14:32:20

Competitors	Laps											
	0	1	2	3	4	5	6	7	8	9	10	
Junior Jonsson (753)	1	753	753	753	729	729	729	765	765	765	765	765
Daniel Cebula (724)	2	724	729	729	753	753	765	729	729	729	729	729
Phillip Loacker (731)	3	731	724	724	724	765	753	724	756	756	724	724
Charlie Turner (729)	4	729	721	721	765	724	756	756	724	724	721	731
Tijs Daems (721)	5	721	765	765	721	756	724	721	731	721	731	721
Tomasz Ibsen (756)	6	756	731	731	731	721	721	731	721	731	720	719
Spencer Brougham (765)	7	765	756	756	756	731	731	755	720	720	719	720
Victor Sundberg (719)	8	719	720	720	720	755	755	720	719	719	727	727
Nils Lilja (720)	9	720	719	719	755	720	720	719	727	727	887	887
Mats Johan Overhoff (755)	10	755	755	755	727	727	719	727	887	887	801	801
Cameron Crockett (727)	11	727	727	727	719	719	727	887	801	801	803	803
Hector Ramirez (801)	12	801	887	887	887	887	887	801	803	803	698	698
Cas Poldermans (803)	13	803	803	801	801	801	801	803	698	698	602	602
Andreas Matis (887)	14	887	801	803	803	803	803	698	602	602	601	601
Christopher Holst (602)	15	602	698	698	698	698	698	602	601	601	604	604
Antoine Lemieux (604)	16	604	602	602	602	602	602	601	604	604	603	603
Joshua Graham (698)	17	698	601	601	601	601	601	604	603	603	756	
Arthur Lorimier (601)	18	601	606	606	606	606	606	606	603	753	753	753
Frederique Lemieux (603)	19	603	604	604	604	604	604	753	755	755	755	
David Planko (606)	20	606	603	603	603	603	603	725	725	725	725	
Andrew Lloyd (725)	21	725	725	725	725	725	725	805	805	805	805	
Gilberto Loacker (805)	22	805	805	805	805	805	805	607	607	607	607	
Harrison Whitticombe (607)	23	607	607	607	607	607	607	606	606	606	606	
-	24											

