

Rnk	No.	Competitor	Driver	D. Nat	Equipment	Laps	Gap	Interv.	Best lap	Spd	Points
1	416	NCM	NORRIS John		TONY KART	16			1:04.073	124.0	25
2	415	ZANCHI MOTORSPORT	PAGLIARANI Claudio		TONY KART	16	0.075	0.075	1:04.104	126.1	20
3	418	KART IN PRO COMPETITION	BESSAC Alexandre-Benoit		OTK	16	3.964	3.889	1:04.230	126.7	16
4	420	Nicholas Picot	PICOT Nicolas		TBC	16	4.643	0.679	1:04.132	123.6	13
5	426	TD OFFICIAL RACING TEAM	DELRE Thierry		TD RACING KART	16	5.302	0.659	1:04.133	125.6	11
6	407	SK SERVICE	NORDVANG Tommy Kvakkestad		KART REPUBLIK	16	5.339	0.037	1:04.109	126.0	10
7	408	EGP RACING TEAM	EDWARDS Gary		TONYKART	16	5.591	0.252	1:04.430	125.9	9
8	427	TEAM PEURIERE	PEURIERE François		TONY KART	16	6.247	0.656	1:04.356	123.8	8
9	411	CENTODIECI RACING	VILANDER Toni		CRG	16	6.262	0.015	1:04.398	125.1	7
10	425	CENTODIECI RACING	SAARI Tero		CRG	16	6.984	0.722	1:04.404	124.8	6
11	410	DMS	DALY Shane		KART REPUBLIC	16	7.898	0.914	1:04.486	123.7	5
12	423	BRENNAN TECH	DALY Mark		TONY KART	16	11.598	3.700	1:04.404	126.4	4
13	428	JDR	DEX Jack		MS KART	16	11.760	0.162	1:04.522	125.5	3
14	431	HAASE RACING TEAM	KATAJA Antti		HAASE	16	12.125	0.365	1:04.410	125.8	2
15	403	KART RUNNER	LUDOVIC Francois		TONY KART	16	13.601	1.476	1:04.733	126.1	1
16	421	VICTORY LANE	ROMERO Philippe		KR	16	14.242	0.641	1:04.798	124.5	0
17	404	ZANCHI MOTORSPORT	MICALLEF Keith Josef		OTK	16	14.656	0.414	1:04.666	124.9	0
18	406	BRENNAN TECH	CROSBIE Shane		TONYKART	16	20.215	5.559	1:05.172	123.2	0
19	424	CLUB KALIKART	GARRIDO PASTORIZA Nicolás		KK02	16	22.604	2.389	1:04.339	125.3	0
20	400	ZUERA RACING TEAM	PÉREZ-SANTANDER Jesus		CRG	16	25.956	3.352	1:05.888	121.5	0
21	430	DRM RACING TEAM	MOHAMED Mohd Jasa		FALCON	16	38.952	12.996	1:06.596	118.0	0
22	412	TEAM PRO-KARTING	JØRGENSEN Bjørn Thomas		DR RACING KART	16	44.462	5.510	1:06.929	119.4	0
23	417	R RACING	RINGELBERG Jim		TD KART	15	1 Lap	1 Lap	1:04.209	125.6	0

Not Classified

	432	FUSION MOTORSPORT	MONTEMAYOR Mauricio		KR		DNS				
	429	CKR	SOULIE Julien		LN		DSQ		1:04.722	124.1	

No.429 SOULIE Julien : Disqualification from the Competition (art. 2.15 H General Prescriptions). According to Stewards' Decision No.214.

Leaders : No.420 PICOT Nicolas (1-4) / No.415 PAGLIARANI Claudio (5-8) / No.416 NORRIS John (9-16)

Start Time : 30/11 - 14:28:56

Best lap : No.416 NORRIS John 1:04.073 95.46 kph

Weather : Overcast Air : 15°C Track : Dry

Event Record : No.415 PAGLIARANI Claudio 1:03.831 95.82 kph

No.429 04:15
Lap 3

No.429 07:57
Lap 7

Steward #1	Steward #2	Steward #3	Posting Time : 17:03 1st posted: 14:49
------------	------------	------------	--

IAME Warrior Final 2024: Zuera (ESP) 26/11 - 06/12/2024

Page 1 / 1

Apex Timing GoRacing

DOCUMENT N° 214

DÉCISION DES COMMISSAIRES SPORTIFS STEWARDS' DECISION

PÉNALITÉ INFLIGÉE AU CONCURRENT (NOM) : **CKR**
PENALTY INFLICTED UPON THE COMPETITOR (NAME) :

NATIONALITÉ / NATIONALITY:

N°: **429**
No.:

PILOTE : **SOULIE Julien**
DRIVER :

Concerne la partie de la compétition **X30 MASTER - Final**
Concerns the part of the competition :

ÉNONCÉ / STATEMENT:

Disqualification from the Competition

MOTIF / REASON:

The Stewards having received a report from the Judge of Facts (Doc n° 183) requested by the Race Director, having examined this report, summoned the Driver and Entrant concerned, Driver and entrant did not come to the Stewards (Summon Doc n° 207), have considered the following matter, determine the following: _The above-mentioned Driver did not respect the technical flag for 3 times and the Black Flag for 3 times. _This fact is a violation against the Art. 2.15. E of the 2024 CIK General Prescriptions. _The Stewards impose this penalty according to Art. 2.24 of the 2024 CIK-FIA General Prescriptions and Art.12.4 of the 2024 FIA International Sporting Code. _The Competitor is reminded of his right to appeal in accordance with Art. 15 of the 2024 FIA International Sporting Code, within the applicable time limits.

Décision annoncée
Decision announced

Date / Date: **30/11/2024**

Heure / Time: **16:04**

Nom / Name

Signature

Président du Collège / Chairman of the Panel:

Kris LAMBRECHT (BEL)



Membres du Collège / Members of the Panel:

Manuel BERNABÉ (ESP)



Pere SAURA (ESP)



NOTIFICATION AU CONCURRENT CONCERNÉ / NOTIFICATION TO THE RELEVANT COMPETITOR

Je soussigné :

I undersigned: Nom personnel / personal name

Représentant du Concurrent : **CKR**

Representing the Competitor: Nom du Concurrent / Competitor name

Certifie avoir reçu notification du document N° **214** des Commissaires Sportifs de la Compétition
Certify that I have been notified of document No. 214 by the Stewards of the Competition.

Date :

Heure / Time:

Signature :

X30 MASTER

Final (F) Lap Chart

For information purposes. No official / regulatory value

	1	2	3	4	5	6	7	8	9	10	11	12	13	14	15	16	17	18	19	20	21	22	23	24	25
Grid	416	415	418	407	420	411	427	410	417	426	408	400	428	403	423	429	425	406	421	404	432	431	424	430	412
Start	416	415	418	407	420	427	411	417	410	408	426	428	400	423	403	425	421	429	406	404	431	424	430	412	
Lap 1 Interval	420	416 0.1	407 0.0	418 0.3	427 0.3	410 0.5	415 0.1	408 0.0	426 0.0	417 0.0	411 0.4	428 0.5	423 0.1	400 0.4	429 0.1	421 0.9	424 0.0	425 0.2	403 0.0	406 0.1	404 0.0	431 0.0	430 0.0	412 0.9	412 0.4
Lap 2	420	407 0.1	416 0.1	415 0.0	418 0.1	427 0.2	410 0.1	408 0.1	426 0.0	417 0.1	411 0.4	428 0.5	429 0.2	423 0.2	400 0.6	421 0.0	424 0.7	425 0.1	403 0.2	406 0.4	404 0.1	431 0.3	430 1.7	412 1.5	
Lap 3	420	416 0.2	407 0.0	415 0.4	426 0.0	418 0.1	417 0.0	410 0.1	408 0.1	411 0.1	427 0.1	429 0.1	428 0.3	423 0.4	421 0.0	400 0.6	424 0.2	425 0.1	403 0.1	406 0.5	431 0.4	404 0.2	430 2.8	412 2.2	
Lap 4	420	415 0.0	416 0.3	407 0.0	426 0.1	417 0.1	410 0.3	418 0.0	408 0.2	411 0.2	427 0.1	429 0.2	421 0.2	423 0.3	428 0.2	425 0.1	424 0.2	403 0.6	400 0.0	406 0.0	431 0.0	404 0.1	430 4.7	412 2.7	
Lap 5	415	420 0.4	416 0.1	426 0.0	417 0.1	407 0.5	418 0.1	410 0.3	408 0.0	411 0.2	427 0.3	429 0.2	421 0.1	425 0.3	428 0.2	423 0.0	424 0.3	403 0.1	406 0.3	431 0.2	404 0.2	400 1.4	430 4.7	412 2.6	
Lap 6	415	416 0.5	426 0.4	417 0.0	420 0.4	407 0.3	418 0.0	408 0.3	410 0.5	427 0.2	411 0.1	425 0.6	421 0.5	428 0.0	423 0.3	424 0.2	429 0.0	403 0.0	431 0.0	406 0.2	404 0.3	400 2.3	430 5.5	412 2.5	
Lap 7	415	416 0.3	426 0.5	417 0.2	420 0.2	418 0.6	407 0.1	408 0.2	410 0.6	427 0.1	411 0.4	425 0.5	428 0.9	421 0.1	423 0.2	431 0.7	429 0.7	404 0.6	403 0.3	406 1.3	400 0.6	424 5.7	430 0.6	412 2.3	
Lap 8	415	416 0.2	426 0.7	417 0.0	420 0.2	418 0.6	407 0.1	408 0.4	410 1.1	427 0.0	411 0.2	425 0.8	428 1.4	431 0.8	423 0.0	421 0.0	429 0.7	404 0.8	403 0.0	406 1.6	400 1.2	424 5.2	430 1.8	412 2.7	
Lap 9	416	415 0.0	417 0.9	420 0.3	426 0.2	418 0.1	407 0.1	408 0.7	427 1.2	411 0.2	410 0.3	425 0.3	428 1.8	431 0.2	423 0.5	421 0.6	429 0.0	403 0.7	404 0.3	406 1.6	400 2.1	424 4.5	430 3.3	412 3.1	
Lap 10	416	415 0.0	417 0.9	420 0.3	426 0.0	418 0.3	407 0.5	408 0.5	411 1.4	427 0.3	410 0.2	425 0.2	431 1.9	428 0.4	423 0.4	429 1.2	421 0.1	403 0.1	404 0.3	406 2.3	400 2.6	424 3.8	430 4.7	412 3.2	
Lap 11	416	415 0.0	417 1.2	426 0.3	420 0.2	418 0.2	407 0.2	408 0.8	411 1.5	427 0.4	410 0.2	425 0.2	431 2.0	428 0.4	423 0.3	429 1.3	421 0.7	403 0.0	404 0.4	406 2.4	400 3.1	424 2.8	430 6.4	412 3.7	
Lap 12	416	415 0.0	417 1.3	426 0.2	420 0.2	418 0.2	407 0.1	408 1.3	411 1.5	427 0.3	410 0.1	425 0.1	431 2.1	428 0.4	423 0.2	429 1.5	403 1.1	421 0.4	404 0.6	406 1.8	400 3.9	424 1.7	430 8.3	412 3.8	
Lap 13	416	415 0.0	417 1.5	426 0.1	420 0.3	418 0.3	407 0.1	408 1.6	411 1.6	427 0.1	410 0.4	425 0.3	431 1.9	428 0.2	423 0.1	429 2.1	403 1.0	421 0.4	404 0.7	406 2.1	400 4.5	424 0.2	430 10.8	412 3.9	
Lap 14	416	415 0.0	417 1.7	426 0.0	420 0.2	407 0.4	418 0.3	408 1.9	411 1.3	427 0.0	410 0.4	425 0.6	428 2.7	431 0.1	423 0.0	429 2.0	403 0.8	421 0.4	404 0.5	406 2.8	424 4.6	400 1.1	430 11.0	412 4.3	
Lap 15	416	415 0.2	417 2.3	420 0.1	426 0.1	407 0.1	418 0.1	408 2.1	411 1.1	427 0.1	410 0.5	425 0.7	423 3.6	428 0.3	431 0.1	429 0.9	403 0.8	421 0.4	404 0.4	406 3.7	424 3.9	400 2.3	430 12.0	412 4.5	
Lap 16	416	415 0.0	418 3.8	420 0.6	426 0.6	407 0.0	408 0.2	427 0.6	411 0.0	425 0.7	410 0.9	423 3.7	428 0.1	431 0.3	429 1.2	403 0.2	421 0.6	404 0.4	406 5.5	424 2.3	400 3.3	430 12.9	412 5.5		

X30 MASTER

Final (F) Analysis

For information purposes. No official / regulatory value

Laps	Sector 1	Sector 2	Sector 3	Lap Time	Spd	Laps	Sector 1	Sector 2	Sector 3	Lap Time	Spd	Laps	Sector 1	Sector 2	Sector 3	Lap Time	Spd
No.400 PÉREZ-SANTANDER Jesus																	
1	23.728	25.291	21.721	1:10.740	121	8	20.754	23.251	21.158	1:05.163	122	16	22.339	23.529	21.389	1:07.257	121
2	21.395	23.988	21.321	1:06.704	121	9	21.034	23.164	20.976	1:05.174	123	No.408 EDWARDS Gary					
3	21.233	23.767	21.340	1:06.340	121	10	20.733	23.229	20.919	1:04.881	123	1	23.266	24.377	21.736	1:09.379	124
4	20.949	24.213	21.700	1:06.862	116	11	20.643	23.531	21.122	1:05.296	122	2	21.440	23.513	21.031	1:05.984	124
5	21.635	24.298	21.553	1:07.486	119	12	20.750	23.865	21.182	1:05.797	122	3	21.704	23.815	21.257	1:06.776	125
6	21.173	23.806	21.427	1:06.406	119	13	20.710	23.213	21.080	1:05.003	121	4	21.249	23.811	21.038	1:06.098	123
7	20.954	23.973	21.464	1:06.391	120	14	20.683	23.045	20.938	1:04.666	122	5	21.296	23.536	20.941	1:05.773	124
8	20.803	23.700	21.385	1:05.888	120	15	20.542	23.249	20.887	1:04.678	123	6	20.698	23.140	21.037	1:04.875	124
9	20.858	23.780	21.392	1:06.030	120	16	20.723	23.167	21.000	1:04.890	123	7	20.581	23.157	20.837	1:04.575	124
10	20.895	23.773	21.359	1:06.027	119	No.406 CROSBIE Shane						8	20.564	22.969	20.897	1:04.430	123
11	20.857	23.640	21.418	1:05.915	119	1	24.325	25.679	21.968	1:11.972	121	9	20.574	22.992	20.958	1:04.524	121
12	20.874	23.801	21.329	1:06.004	118	2	21.634	23.685	21.381	1:06.700	120	10	20.620	23.042	20.943	1:04.605	121
13	20.837	23.668	21.404	1:05.909	118	3	21.382	23.446	21.116	1:05.944	120	11	20.605	22.998	20.915	1:04.518	121
14	21.271	24.039	21.380	1:06.690	118	4	20.866	23.467	21.441	1:05.774	123	12	20.598	23.026	21.031	1:04.655	120
15	20.973	23.592	21.412	1:05.977	118	5	20.827	23.448	21.157	1:05.432	122	13	20.592	23.000	20.981	1:04.573	120
16	20.898	23.660	21.584	1:06.142	117	6	21.245	23.388	21.027	1:05.660	122	14	20.685	23.048	21.033	1:04.766	120
No.403 LUDOVIC Francois						7	21.254	26.007	21.216	1:08.477	119	15	20.561	23.028	21.064	1:04.653	120
1	23.878	25.743	22.380	1:12.001	120	8	20.826	23.218	21.168	1:05.212	119	16	20.667	23.227	21.274	1:05.168	122
2	21.580	23.759	21.094	1:06.433	123	9	20.888	23.279	21.005	1:05.172	118	No.410 DALY Shane					
3	20.959	23.809	21.078	1:05.846	124	10	21.014	23.312	21.198	1:05.524	117	1	23.201	24.530	21.440	1:09.171	119
4	20.955	23.770	21.500	1:06.225	121	11	21.009	23.223	21.184	1:05.416	118	2	21.456	23.465	21.143	1:06.064	123
5	20.752	23.435	21.027	1:05.214	126	12	20.872	23.213	21.088	1:05.173	118	3	21.718	23.812	21.290	1:06.820	123
6	20.756	23.560	21.358	1:05.674	125	13	20.844	23.263	21.213	1:05.320	117	4	21.174	23.472	21.269	1:05.915	120
7	21.740	24.712	21.000	1:07.452	123	14	20.928	23.246	21.227	1:05.401	117	5	21.527	23.465	21.057	1:06.049	122
8	20.672	23.241	20.971	1:04.884	124	15	20.935	23.416	21.167	1:05.518	117	6	20.939	23.450	21.044	1:05.433	121
9	20.667	23.162	20.938	1:04.767	122	16	21.132	23.931	21.661	1:06.724	116	7	20.711	23.073	20.951	1:04.735	121
10	20.659	23.172	21.056	1:04.887	124	No.407 NORDVANG Tommy Kvakkestad						8	20.700	23.060	21.082	1:04.842	120
11	20.942	23.429	20.857	1:05.228	121	1	22.795	24.014	21.255	1:08.064	123	9	21.323	23.087	20.961	1:05.371	122
12	20.841	23.231	21.045	1:05.117	119	2	21.587	23.736	21.171	1:06.494	120	10	20.711	23.075	20.973	1:04.759	122
13	20.729	23.114	21.042	1:04.885	120	3	21.647	24.062	21.125	1:06.834	118	11	20.609	23.138	20.906	1:04.653	123
14	20.718	23.290	20.927	1:04.935	120	4	21.506	23.675	21.012	1:06.193	124	12	20.636	22.965	20.885	1:04.486	123
15	20.646	23.164	20.923	1:04.733	121	5	21.610	23.615	20.873	1:06.098	123	13	20.940	23.215	20.989	1:05.144	120
16	20.673	23.162	20.916	1:04.751	122	6	20.695	23.378	20.928	1:05.001	123	14	20.639	23.128	20.896	1:04.663	121
No.404 MICALLEF Keith Josef						7	20.831	23.201	20.739	1:04.771	124	15	20.646	23.074	20.905	1:04.625	121
1	23.889	25.735	22.188	1:11.812	124	8	20.530	22.919	20.817	1:04.266	124	16	20.609	23.144	21.213	1:04.966	115
2	21.824	23.756	21.217	1:06.797	123	9	20.479	22.978	20.783	1:04.240	125	No.411 VILANDER Toni					
3	21.342	24.019	21.185	1:06.546	122	10	20.513	23.064	21.146	1:04.723	121	1	23.861	24.738	21.448	1:10.047	121
4	20.943	23.269	21.041	1:05.253	124	11	20.544	22.912	20.831	1:04.287	123	2	21.240	23.681	21.187	1:06.108	121
5	21.367	23.421	20.912	1:05.700	124	12	20.441	22.884	20.807	1:04.132	125	3	21.282	23.791	21.186	1:06.259	125
6	20.879	23.482	21.098	1:05.459	124	13	20.519	22.863	20.874	1:04.256	125	4	21.266	23.887	21.046	1:06.199	123
7	21.092	24.481	20.928	1:06.501	121	14	20.474	22.933	20.702	1:04.109	123	5	21.223	23.512	21.084	1:05.819	122
						15	20.521	23.263	20.841	1:04.625	124	6	20.781	23.760	21.060	1:05.601	123

X30 MASTER

Final (F) Analysis

For information purposes. No official / regulatory value

Laps	Sector 1	Sector 2	Sector 3	Lap Time	Spd	Laps	Sector 1	Sector 2	Sector 3	Lap Time	Spd	Laps	Sector 1	Sector 2	Sector 3	Lap Time	Spd
7	20.665	23.227	21.033	1:04.925	121	15	20.544	22.897	20.795	1:04.236	120	7	20.681	23.074	20.799	1:04.554	121
8	20.496	23.015	20.947	1:04.458	122	16	20.991	22.884	20.932	1:04.807	117	8	20.533	22.882	20.853	1:04.268	122
9	20.735	23.008	20.959	1:04.702	122	No.416 NORRIS John						9	20.530	22.963	20.747	1:04.240	125
10	20.579	22.938	21.015	1:04.532	119	1	22.704	24.056	21.330	1:08.090	124	10	20.571	22.968	20.801	1:04.340	124
11	20.597	23.025	21.002	1:04.624	119	2	21.733	23.756	21.186	1:06.675	124	11	20.699	23.040	20.809	1:04.548	124
12	20.629	22.989	21.018	1:04.636	118	3	21.248	24.244	21.149	1:06.641	121	12	20.475	22.935	20.820	1:04.230	124
13	20.627	23.055	21.003	1:04.685	119	4	20.915	24.018	21.254	1:06.187	121	13	20.541	22.919	20.840	1:04.300	124
14	20.571	22.920	20.970	1:04.461	119	5	21.265	23.313	20.863	1:05.441	124	14	20.618	23.177	20.838	1:04.633	123
15	20.503	22.935	20.960	1:04.398	120	6	20.599	22.875	21.003	1:04.477	120	15	20.506	23.052	20.846	1:04.404	125
16	20.496	22.913	21.312	1:04.721	117	7	20.509	22.756	20.880	1:04.145	121	16	21.388	23.162	21.167	1:05.717	117
No.412 JØRGENSEN Bjørn Thomas						8	20.528	22.887	20.868	1:04.283	121	No.420 PICOT Nicolas					
1	23.882	25.980	22.624	1:12.486	119	9	20.532	22.835	20.888	1:04.255	122	1	22.384	24.002	21.399	1:07.785	115
2	22.048	24.757	22.090	1:08.895	118	10	20.447	22.800	20.990	1:04.237	120	2	21.751	23.725	21.080	1:06.556	116
3	21.850	24.422	21.735	1:08.007	118	11	20.503	22.755	20.920	1:04.178	121	3	21.475	24.163	21.081	1:06.719	116
4	21.708	24.233	21.665	1:07.606	117	12	20.420	22.877	20.928	1:04.225	121	4	21.076	23.878	21.065	1:06.019	116
5	21.395	23.983	21.636	1:07.014	118	13	20.420	22.750	20.930	1:04.100	118	5	21.444	23.325	20.907	1:05.676	119
6	21.441	23.972	21.698	1:07.111	118	14	20.508	22.746	20.882	1:04.136	123	6	21.425	23.329	20.792	1:05.546	121
7	21.477	24.078	21.592	1:07.147	118	15	20.394	22.740	20.939	1:04.073	118	7	20.607	23.024	20.728	1:04.359	122
8	21.540	23.895	21.494	1:06.929	118	16	20.976	22.856	21.119	1:04.951	116	8	20.569	22.916	20.721	1:04.206	123
9	21.561	23.936	21.670	1:07.167	118	No.417 RINGELBERG Jim						9	20.684	23.076	20.807	1:04.567	121
10	21.321	23.962	21.667	1:06.950	117	1	23.021	25.056	21.500	1:09.577	125	10	20.555	22.912	20.817	1:04.284	121
11	21.362	24.044	21.640	1:07.046	117	2	21.584	23.527	20.964	1:06.075	125	11	20.908	23.038	20.773	1:04.719	122
12	21.469	23.909	21.566	1:06.944	117	3	21.146	23.796	21.333	1:06.275	122	12	20.451	22.973	20.808	1:04.232	122
13	21.329	23.980	21.641	1:06.950	117	4	20.901	23.808	21.065	1:05.774	125	13	20.506	22.961	20.749	1:04.216	121
14	21.650	23.871	21.578	1:07.099	117	5	21.255	23.142	20.931	1:05.328	126	14	20.439	22.897	20.796	1:04.132	122
15	21.437	23.963	21.715	1:07.115	117	6	20.928	22.895	20.907	1:04.730	123	15	20.876	22.944	20.938	1:04.758	121
16	21.576	24.465	22.067	1:08.108	116	7	20.708	22.923	20.881	1:04.512	123	16	22.030	23.831	20.987	1:06.848	119
No.415 PAGLIARANI Claudio						8	20.485	22.858	20.866	1:04.209	125	No.421 ROMERO Philippe					
1	23.765	24.357	21.516	1:09.638	125	9	20.616	22.881	20.965	1:04.462	120	1	24.329	25.220	21.994	1:11.543	120
2	20.927	23.266	21.004	1:05.197	126	10	20.586	22.779	20.943	1:04.308	120	2	20.950	23.634	21.080	1:05.664	124
3	21.961	23.671	21.472	1:07.104	124	11	20.663	22.831	20.973	1:04.467	120	3	20.882	23.402	21.413	1:05.697	122
4	20.814	23.609	20.886	1:05.309	120	12	20.577	22.843	20.910	1:04.330	120	4	20.866	23.877	21.032	1:05.775	123
5	21.296	22.927	20.917	1:05.140	118	13	20.524	22.858	20.894	1:04.276	120	5	20.847	23.905	21.036	1:05.788	124
6	20.670	22.895	21.008	1:04.573	118	14	20.470	22.887	20.921	1:04.278	120	6	20.768	23.882	21.511	1:06.161	122
7	20.696	22.757	20.911	1:04.364	118	15	20.937	22.966	21.017	1:04.920	119	7	21.086	23.383	20.910	1:05.379	123
8	20.686	22.781	20.927	1:04.394	118	No.418 BESSAC Alexandre-Benoit						8	20.985	23.486	21.518	1:05.989	115
9	20.905	22.883	20.723	1:04.511	122	1	22.944	24.197	21.311	1:08.452	122	9	21.127	23.265	21.094	1:05.486	121
10	20.535	22.826	20.877	1:04.238	120	2	21.435	23.821	21.288	1:06.544	124	10	20.760	23.602	21.238	1:05.600	121
11	20.552	22.851	20.775	1:04.178	121	3	21.640	23.701	21.759	1:07.100	122	11	21.028	23.200	21.106	1:05.334	121
12	20.548	22.856	20.820	1:04.224	121	4	21.461	23.647	21.023	1:06.131	121	12	21.082	23.522	21.057	1:05.661	120
13	20.536	22.797	20.800	1:04.133	123	5	21.115	23.618	20.946	1:05.679	123	13	20.661	23.108	21.073	1:04.842	120
14	20.563	22.842	20.699	1:04.104	123	6	20.633	23.385	20.845	1:04.863	126	14	20.687	23.079	21.129	1:04.895	119

X30 MASTER

Final (F) Analysis

For information purposes. No official / regulatory value

Laps	Sector 1	Sector 2	Sector 3	Lap Time	Spd	Laps	Sector 1	Sector 2	Sector 3	Lap Time	Spd	Laps	Sector 1	Sector 2	Sector 3	Lap Time	Spd
15	20.691	23.189	20.918	1:04.798	121	6	20.629	23.527	21.136	1:05.292	122	14	20.554	22.950	20.852	1:04.356	123
16	20.639	23.209	21.072	1:04.920	121	7	20.597	23.198	21.007	1:04.802	122	15	20.549	23.032	20.840	1:04.421	123
No.423 DALY Mark						8	20.615	23.140	21.028	1:04.783	122	16	20.555	23.002	21.041	1:04.598	120
1	23.685	25.065	21.529	1:10.279	123	9	20.504	23.157	20.960	1:04.621	123	No.428 DEX Jack					
2	21.148	24.050	21.303	1:06.501	122	10	20.585	23.078	20.914	1:04.577	124	1	23.707	24.948	21.618	1:10.273	121
3	20.889	23.772	21.639	1:06.300	122	11	20.551	23.185	20.933	1:04.669	124	2	21.111	23.715	21.291	1:06.117	120
4	21.078	23.929	21.198	1:06.205	123	12	20.562	23.073	20.799	1:04.434	125	3	20.904	24.158	21.314	1:06.376	123
5	20.844	23.891	21.359	1:06.094	126	13	20.590	23.105	20.913	1:04.608	123	4	21.096	24.299	21.480	1:06.875	123
6	20.757	23.489	21.596	1:05.842	123	14	20.470	23.014	20.920	1:04.404	123	5	21.013	23.585	21.177	1:05.775	123
7	20.876	23.409	20.957	1:05.242	123	15	20.496	23.058	20.980	1:04.534	122	6	20.687	23.432	21.477	1:05.596	125
8	20.837	23.776	21.089	1:05.702	123	16	20.498	23.204	21.069	1:04.771	121	7	20.756	23.250	21.173	1:05.179	121
9	20.931	23.044	20.888	1:04.863	122	No.426 DELRE Thierry						8	20.878	23.259	21.066	1:05.203	120
10	20.769	23.255	20.868	1:04.892	121	1	23.425	24.504	21.371	1:09.300	124	9	20.850	23.148	21.024	1:05.022	119
11	20.754	23.012	20.831	1:04.597	122	2	21.498	23.560	20.920	1:05.978	124	10	20.983	23.201	20.999	1:05.183	121
12	20.644	23.010	20.931	1:04.585	122	3	21.201	23.783	21.286	1:06.270	124	11	20.749	23.042	20.916	1:04.707	121
13	20.627	22.984	20.793	1:04.404	123	4	21.082	23.684	21.027	1:05.793	125	12	20.648	23.053	20.926	1:04.627	121
14	20.897	23.468	20.851	1:05.216	124	5	21.173	23.277	20.881	1:05.331	126	13	20.613	23.019	20.890	1:04.522	122
15	21.145	23.317	20.968	1:05.430	119	6	20.842	22.993	20.956	1:04.791	122	14	20.904	23.247	21.046	1:05.197	119
16	20.774	23.043	21.153	1:04.970	118	7	20.407	22.869	21.017	1:04.293	122	15	21.250	23.598	21.072	1:05.920	121
No.424 GARRIDO PASTORIZA Nicolás						8	20.483	22.932	21.028	1:04.443	123	16	20.761	23.027	21.028	1:04.816	120
1	23.718	25.446	21.857	1:11.021	121	9	20.956	23.287	20.855	1:05.098	125	No.429 SOULIE Julien					
2	21.315	23.712	21.299	1:06.326	120	10	20.420	23.012	20.711	1:04.143	126	1	23.824	25.097	21.660	1:10.581	122
3	21.112	23.579	21.155	1:05.846	122	11	20.571	22.914	20.897	1:04.382	123	2	20.890	23.675	21.179	1:05.744	121
4	21.190	23.776	20.985	1:05.951	124	12	20.495	22.873	20.883	1:04.251	123	3	20.739	23.837	21.209	1:05.785	124
5	20.818	23.648	21.298	1:05.764	123	13	20.449	22.891	20.793	1:04.133	124	4	21.127	23.913	21.309	1:06.349	121
6	20.959	23.238	21.532	1:05.729	125	14	20.479	22.934	20.771	1:04.184	123	5	20.869	23.865	21.137	1:05.871	122
7	20.898	32.971	21.373	1:15.242	119	15	21.238	23.072	20.839	1:05.149	121	6	20.973	24.051	21.872	1:06.896	120
8	20.892	23.365	21.137	1:05.394	119	16	22.015	24.076	21.309	1:07.400	119	7	21.448	23.885	21.133	1:06.466	119
9	20.908	23.174	21.180	1:05.262	119	No.427 PEURIERE François						8	20.712	23.140	21.189	1:05.041	119
10	20.939	23.154	21.233	1:05.326	118	1	22.984	24.129	21.606	1:08.719	120	9	20.609	23.055	21.156	1:04.820	120
11	20.875	23.187	20.939	1:05.001	119	2	21.280	23.834	21.344	1:06.458	122	10	20.675	23.481	21.178	1:05.334	118
12	20.864	23.061	20.960	1:04.885	119	3	22.119	24.061	21.255	1:07.435	123	11	20.636	22.979	21.169	1:04.784	118
13	20.665	22.899	20.775	1:04.339	121	4	21.161	23.886	21.166	1:06.213	123	12	20.688	22.935	21.099	1:04.722	117
14	20.980	23.149	21.173	1:05.302	118	5	21.110	23.781	21.056	1:05.947	122	13	20.759	22.967	21.274	1:05.000	116
15	20.725	23.078	21.024	1:04.827	119	6	20.669	23.419	20.988	1:05.076	123	14	20.864	22.977	21.295	1:05.136	117
16	20.726	23.194	21.198	1:05.118	119	7	20.714	23.062	20.873	1:04.649	123	15	20.694	22.971	21.136	1:04.801	119
No.425 SAARI Tero						8	20.615	23.169	20.907	1:04.691	121	16	20.770	23.193	21.343	1:05.306	118
1	24.088	25.381	22.407	1:11.876	121	9	20.618	23.082	20.975	1:04.675	119	No.430 MOHAMED Mohd Jasa					
2	21.308	23.679	21.249	1:06.236	123	10	21.040	23.115	20.979	1:05.134	121	1	23.892	25.999	22.275	1:12.166	118
3	21.165	23.599	21.145	1:05.909	124	11	20.666	23.066	20.962	1:04.694	120	2	21.833	24.329	21.676	1:07.838	116
4	20.721	23.767	21.042	1:05.530	124	12	20.541	23.016	20.987	1:04.544	121	3	21.383	24.129	21.826	1:07.338	116
5	20.639	23.582	21.084	1:05.305	123	13	20.552	23.061	20.950	1:04.563	122	4	21.466	23.959	21.687	1:07.112	115

X30 MASTER

















Final (F) Analysis

For information purposes. No official / regulatory value

Laps	Sector 1	Sector 2	Sector 3	Lap Time	Spd
5	21.610	23.883	21.618	1:07.111	116
6	21.585	24.131	21.503	1:07.219	115
7	21.646	24.022	21.608	1:07.276	118
8	21.413	23.682	21.501	1:06.596	117
9	21.361	23.853	21.526	1:06.740	116
10	21.343	23.901	21.550	1:06.794	115
11	21.410	23.729	21.490	1:06.629	115
12	21.469	23.835	21.534	1:06.838	115
13	21.364	23.759	21.737	1:06.860	115
14	21.596	23.703	21.319	1:06.618	115
15	21.516	23.903	21.559	1:06.978	115
16	21.581	23.887	21.657	1:07.125	115

No.431 KATAJA Antti


1	23.955	26.210	21.657	1:11.822	125
2	21.952	23.784	21.279	1:07.015	123
3	21.198	23.628	21.122	1:05.948	123
4	20.850	23.116	21.386	1:05.352	126
5	21.346	23.300	21.012	1:05.658	122
6	20.744	23.072	21.294	1:05.110	126
7	21.167	23.569	20.941	1:05.677	122
8	20.563	23.191	21.138	1:04.892	122
9	20.625	22.945	20.840	1:04.410	123
10	20.639	22.993	20.881	1:04.513	120
11	20.639	23.113	20.984	1:04.736	119
12	20.722	22.974	20.905	1:04.601	120
13	20.657	23.010	21.060	1:04.727	118
14	21.220	23.407	20.938	1:05.565	124
15	21.165	23.705	21.073	1:05.943	123
16	20.841	22.977	21.226	1:05.044	118

25 th	412 JØRGENSEN Bjørn Thomas DR RACING KART		13			
23 th	424 GARRIDO PASTORIZA Nicolás KK02		12	430 MOHAMED Mohd Jasa FALCON		24 th
21 th	432 MONTEMAYOR Mauricio KR		11	431 KATAJA Antti HAASE		22 th
19 th	421 ROMERO Philippe KR		10	404 MICALLEF Keith Josef OTK		20 th
17 th	425 SAARI Tero CRG		9	406 CROSBIE Shane TONYKART		18 th
15 th	423 DALY Mark TONY KART		8	429 SOULIE Julien LN		16 th
13 th	428 DEX Jack MS KART		7	403 LUDOVIC Francois TONY KART		14 th
11 th	408 EDWARDS Gary TONYKART		6	400 PÉREZ-SANTANDER Jesus CRG		12 th
9 th	417 RINGELBERG Jim TD KART		5	426 DELRE Thierry TD RACING KART		10 th
7 th	427 PEURIERE François TONY KART		4	410 DALY Shane KART REPUBLIC		8 th
5 th	420 PICOT Nicolas TBC		3	411 VILANDER Toni CRG		6 th
3 rd	418 BESSAC Alexandre-Benoit OTK		2	407 NORDVANG Tommy Kvakkestad KART REPUBLIK		4 th
1 st	416 NORRIS John TONY KART		1	415 PAGLIARANI Claudio TONY KART		2 nd

POLE POSITION



Start : 30/11 - 15:20 16 Laps = 27.184 km

Timekeeper  Race Director 

Posting Time : **12:27**

IAME Warrior Final 2024: Zuera (ESP) 26/11 - 06/12/2024

Page 1 / 1

IAME Karting

Apex Timing GoRacing 